



KENDALL COUNTY ECONOMIC DEVELOPMENT

Memorandum

To: Audra Hendrix, Economic Development Committee Chair; Economic Development Committee
CC: Scott Koeppel, County Administrator
From: Andrez Beltran, Economic Development and Special Projects Coordinator
Subject: March 2018 Committee Report
Date: 5/18/18

Please find below the report for May 2018 on the items of Economic Development Committee.

Committee Business - None

Updates and Reports

Boulder Hill and Boulder Hill Market

Mr. Beltran has included some economic data on Boulder Hill from the 2016 American Community Census. In addition, there are plans for some investment in the area.

Lions Club International visit

On May 9, Chairman Gryder and Vice-Chair Cullick attended the Lions Club International Welcoming Ceremony at Timber Creek Lodge. The Board resolution was presented to Lions Club International Chairman Dr. Naresh Aggarwal, First Vice President Gudrun Bjort Yngvadottir, Second Vice President Jung-Yul Choi, and Third Vice President Haynes Townsend. President Aggarwal presented Kendall County with a plaque for its service in economic development to support the community.

IEDC Course: Real Estate Development and Reuse

On May 3 and 4, Mr. Beltran attended the IEDC Real Estate Development and Reuse in Madison Wisconsin. The course covered market and site analysis, regulatory and approval processes, financial feasibility, political feasibility, local financing and tools for development, brownfield redevelopment, and developer solicitation, selection, and agreements.

CIP Industrial Summit

On April 26, Mr. Beltran attended the 15th Annual CIP Industrial Summit. Topics included the current market in the Chicagoland area and competitive advantages for the area. While the industrial market is good, there is nervousness as it has been good for a longtime.

State of the Counties

On May 18, Chairman Gryder will be giving a presentation on the State of the County at Metro West meeting. A large portion is economic development projects in the area. A copy has been included in the packet.

UIRVDA

On May 15, Mr. Beltran attended the UIRVDA monthly meeting. Currently 12 of 19 Enterprise Zone areas have been approved by DCEO, including a number in Kendall County.



KENDALL COUNTY ECONOMIC DEVELOPMENT

Economic Indicator Dashboard

Mr. Beltran has included the FY17Q4 Economic Indicator Dashboard in the packet. The unemployment was 4.2% in the County, and surrounding counties have similarly low unemployment percentages.

Revolving Loan Fund

- *Update: Monthly Loan Statements*

The statements for December are in the packet. There is currently \$1.7 million available to loan. All loans except Lucky Beef and Dog's are current.

KENDALL COUNTY ILLINOIS

Economic Development Committee

Meeting Minutes
Monday, April 23, 2018

Call to Order

The meeting was called to order by Chair Audra Hendrix at 9:06 a.m.

Roll Call

Committee Members Present: Chair Audra Hendrix, Lynn Cullick, Judy Gilmour
Committee Members Absent: Matt Kellogg, Scott Gryder, Elizabeth Flowers

As there was no quorum at the time of the meeting being called to order, Chair Audra Hendrix appointed Judy Gilmore to the Committee for the meeting to make quorum.

Elected Officials Present:

Staff Present: Andrez Beltran, Economic Development and Special Projects Coordinator; Scott Koepfel, Kendall County Administrator

Members of the Public:

Approval of Agenda – Member Cullick made the motion to approve the agenda. It was seconded by Member Gilmour. **Approved 3-0.**

Approval of Meeting Minutes – Member Cullick made a motion to approve the meeting minutes from the March 16, 2018 meeting. Seconded by Member Gilmour. **Approved 3-0.**

Committee Business

Discussion and Approval of a Proclamation Welcoming Lions Club International to Kendall County on May 9, 2018

Mr. Beltran stated that Lions Club International are to hold their meeting at Timber Creek Inn and Suites with their President and Vice-Presidents as well as members from two hundred countries. Dr. Deepak Vyas, owner of Timber Creek and a Vice-President, has invited Chairman Gryder and other members of the community to attend.

The Committee agreed it was a wonderful opportunity to showcase Kendall County. Member Cullick made the motion to approve, Member Gilmour seconded. **Approved 3-0.**

Discussion and Approval of a Proclamation Supporting Small Business Week from April 29 to May 5, 2018

Mr. Beltran stated it was National Small Business Week coming up on April 29 through May 5. The Committee asked if there were other events going around. Mr. Beltran stated he did not know of any, but thought it might be Small Business Saturday. He said he would let the Committee know if there was any events. The Committee stated they loved giving their business recognition.

Member Cullick made the motion to approve, Member Gilmour seconded. **Approved 3-0.**

KENDALL COUNTY ILLINOIS

Economic Development Committee

Discussion and Approval of a Resolution Supporting a County Wide Convention and Visitors Bureau

Mr. Beltran stated there is a community member that was looking into creating a Kendall County wide Convention and Visitors Bureau. Currently, there is no Tourism agency in the County – member municipalities must go to either DeKalb CVVB or Aurora Area CVVB. This means that tax dollars that are generated in Kendall County that can be solely used for tourism are going out of the County. With a Kendall CVVB, the money would stay in the County.

Committee members stated their excitement at the idea, and for a community member to champion it. Member Cullick made the motion to approve, Member Gilmour seconded.

Approved 3-0

Discussion, Review, and Recommendation of Economic Development and Special Projects Coordinator Job Description to Admin/HR Committee

Mr. Beltran stated that the Admin/HR Committee wanted the Economic Development Committee's input on the revised Economic Development and Special Projects Coordinator Job Description.

The Committee focused on the social media responsibilities. While they agreed that social media was important, they stated that not only should the Economic Development Committee but also the Admin/HR and Full Board should start crafting a policy on the use of social media. The current social media strategy to link back to the website, as explained by Mr. Beltran, is acceptable in the short term, but a longer term solution is needed. Otherwise, the Committee some minor wording changes made to the description.

Chair Hendrix made the motion to send the recommendations to the Admin/HR Committee, Member Gilmour seconded. **Approved 3-0**

Discussion and Recommendation of ICMA TV

Mr. Beltran stated that ICMA has a program called ICMA TV where they put together videos to highlight a member. The cost is \$22,500 for the video.

The Economic Development Committee stated while a good opportunity, they could not partake this year.

Updates and Reports

Boulder Hill and Boulder Hill Market and Recommendation of Next Steps

Mr. Beltran stated he has begun preliminary analysis on Boulder Hill Market. Looking at the low traffic counts that pass the area, the Market will need a more community focused strategy. In examining the household income, the zoning, and the age of the structures, Mr. Beltran has started to put together an area analysis to start from.

The committee thanked him and asked him to continue researching possible uses and redevelopment strategies for the area.

Revolving Fund Loans

- *Monthly Loan Statements*

KENDALL COUNTY ILLINOIS

Economic Development Committee

- All the loan payments were up to date outside of a nine cent shortage that the borrower will make up in the coming month. This excludes the Lucky Dog's loan.
- *JCAR rule Update*
Mr. Beltran stated that the State's Attorney's Office looked to see if the JCAR rule forbidding use of the RLF funds was removed. It was not.

TIF Update – Yorkville

Mr. Beltran stated that Yorkville held the JRB meeting for the downtown TIF #2, and is moving forward with it. They are removing some properties from TIF #1 and putting them into TIF #2.

Oswego reviewing Orchard Road Plan

Mr. Beltran stated that the Village of Oswego is starting to examine the plan for the Orchard Road Corridor. Currently it is split commercial/industrial. He stated that he would keep the Committee informed on the progress of the meetings.

Chicago Amazon Bid Video

Mr. Beltran stated that the City of Chicago put out a video for their Amazon bid. He wanted to inform the Committee as it was well done.

Crain's Article of Kendall County Growth

Mr. Beltran stated that Crain's ran an article detailing the growth in Kendall County. The county is the only Chicago Metro County to have growth this year. The committee agreed it was good press for the County.

Manufacturer Siting

Mr. Beltran stated he has been continuing to work with a manufacturer on siting a new building. He is currently getting utility data for them.

Chairwoman's Report

Public Comment – None

Executive Session - None

Adjournment

At 9:56 a.m., Member Cullick made to adjourn. Member Gilmour seconded. With no objections, the meeting adjourned at 10:57 a.m.

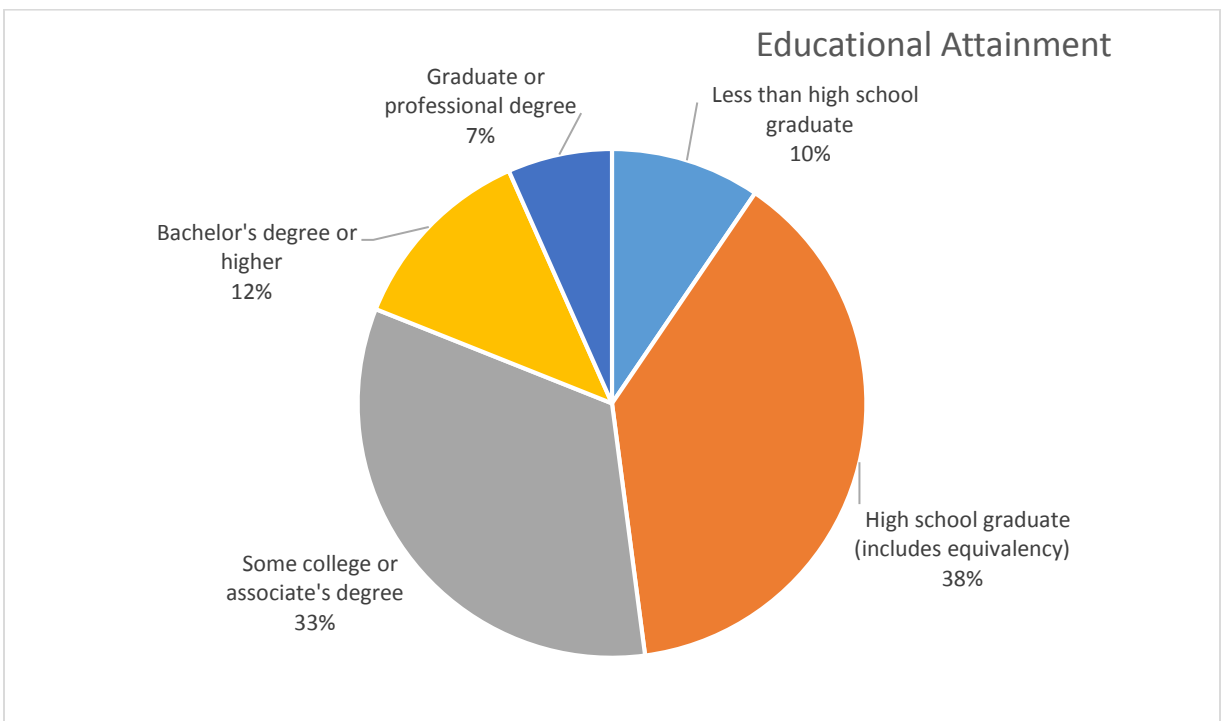
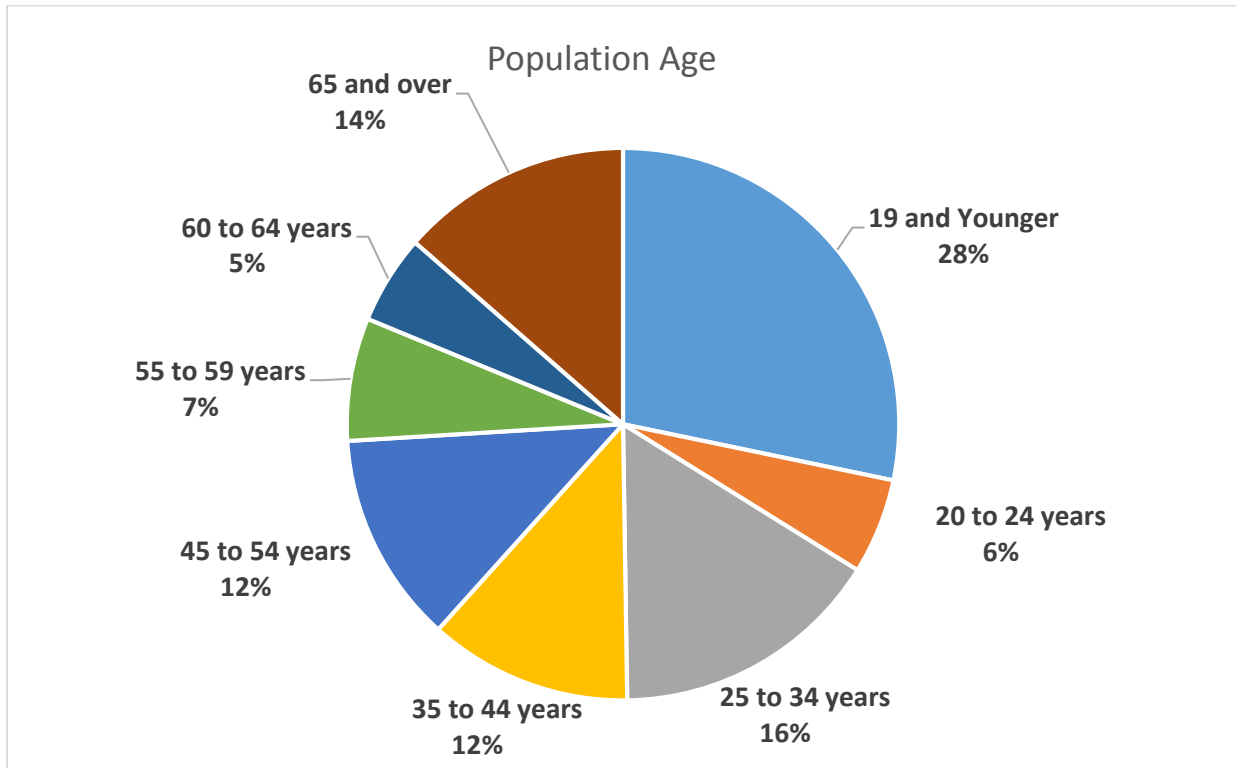
Respectfully Submitted,

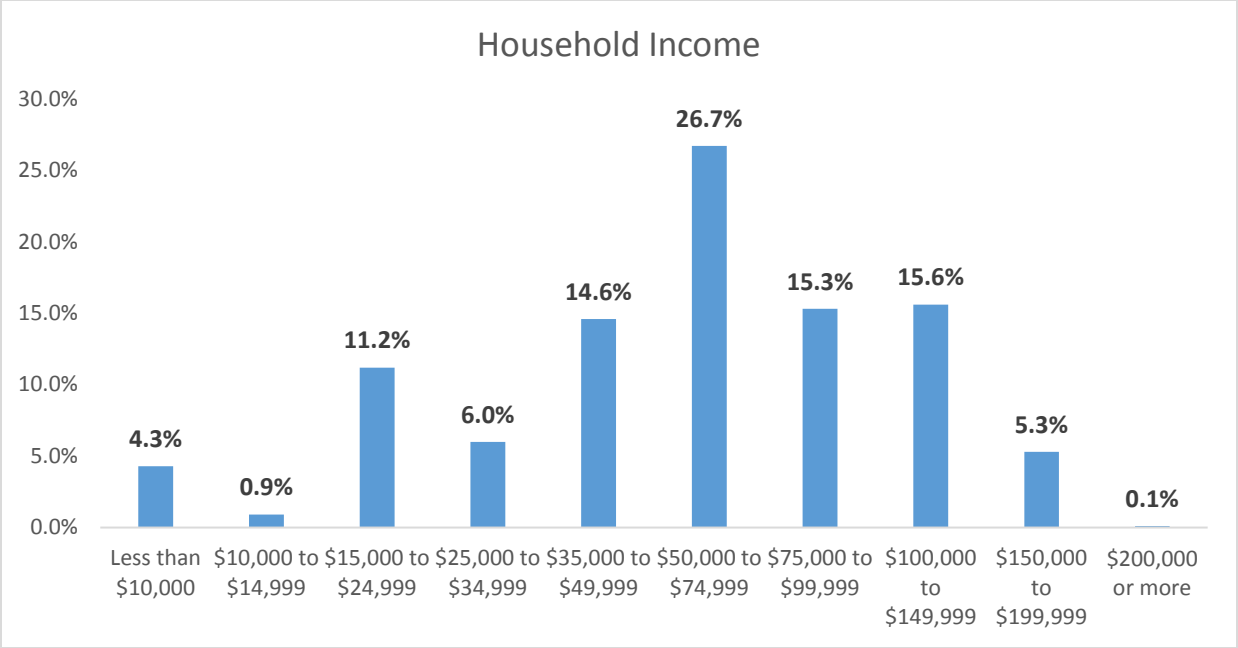
Andrez P. Beltran
Economic Development and Special Projects Coordinator

Boulder Hill Demographics

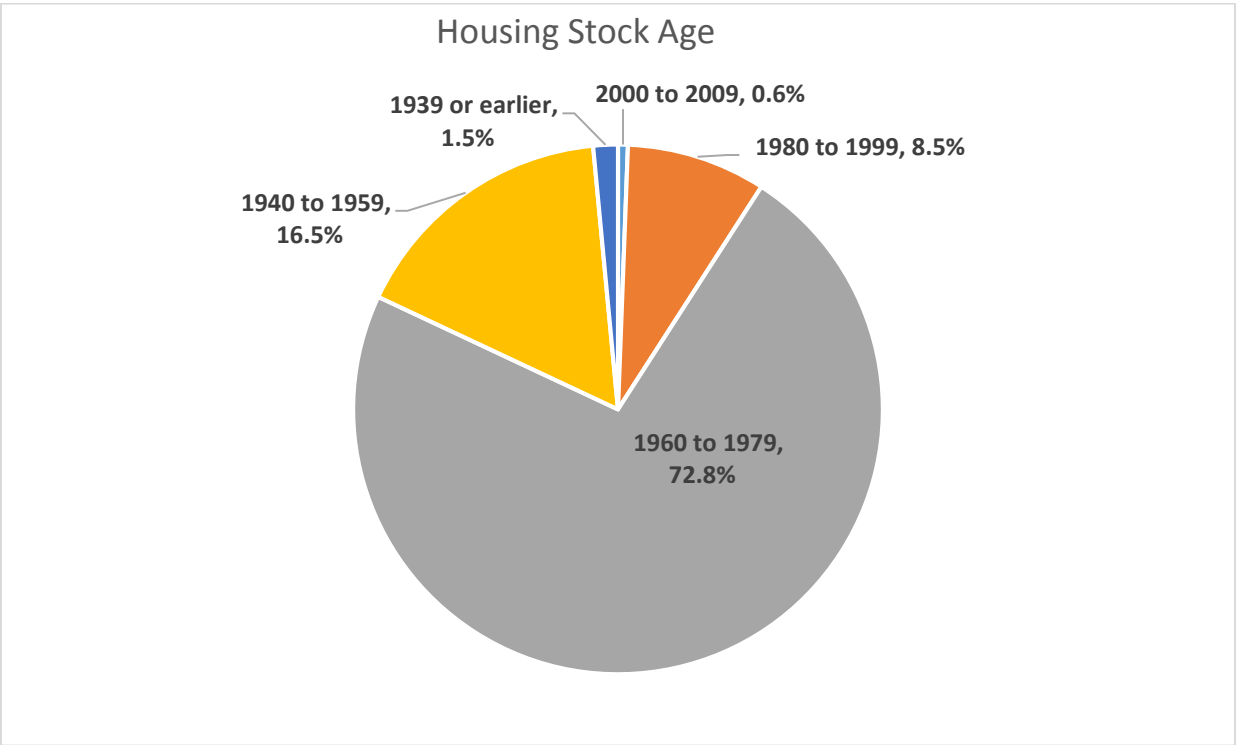
Housing Units - 3,040

Median age (years) - 35.1



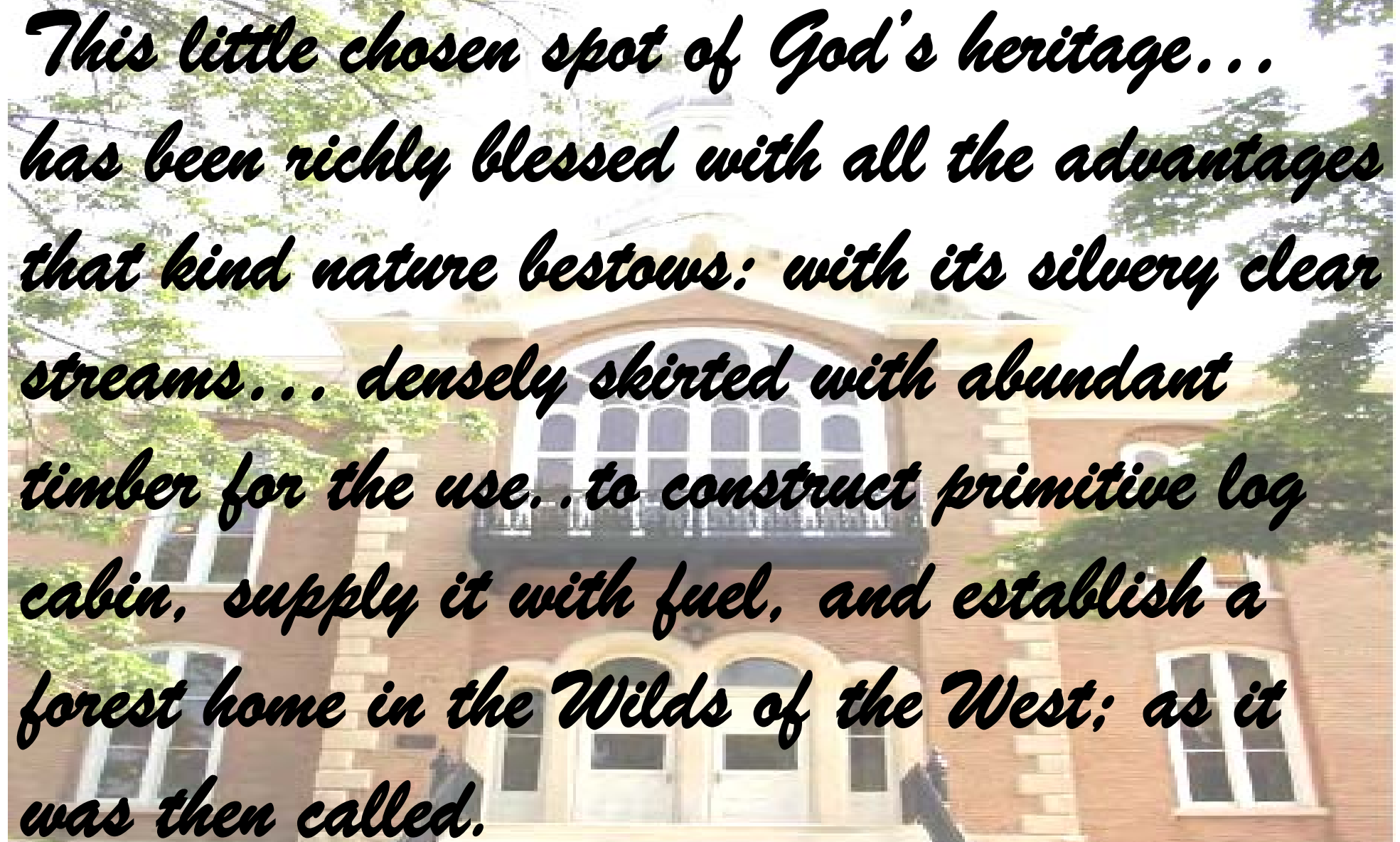


Boulder Hill Median Household Income - \$63,125
 Kendall Median Household Income – 85,736



State of Kendall County





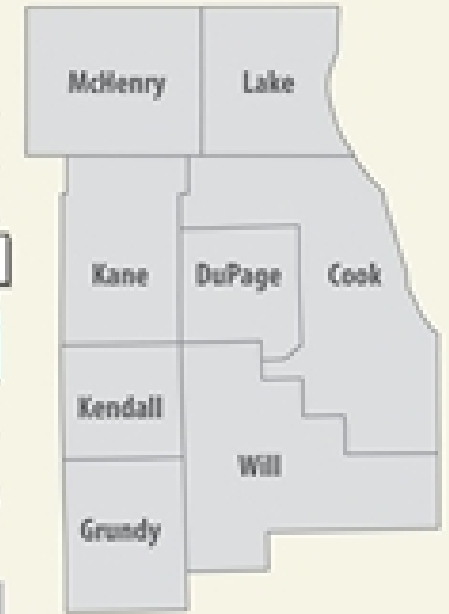
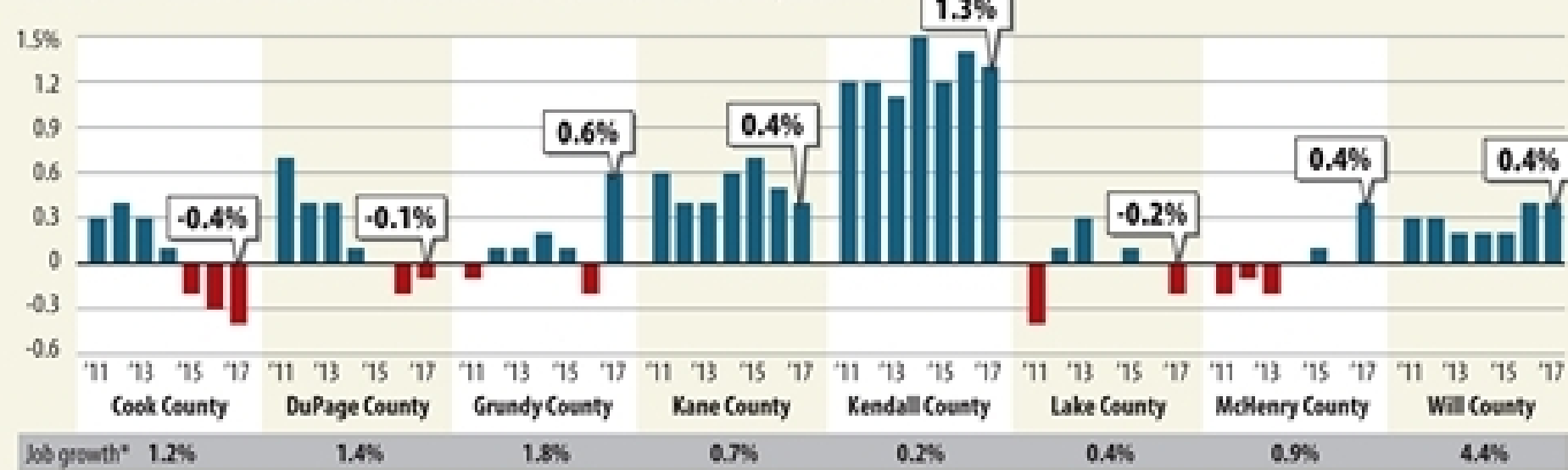
*This little chosen spot of God's heritage...
has been richly blessed with all the advantages
that kind nature bestows: with its silvery clear
streams... densely skirted with abundant
timber for the use... to construct primitive log
cabin, supply it with fuel, and establish a
forest home in the Wilds of the West; as it
was then called.*

- Avery Beebe, 1914

THE REGION'S MEAGER POPULATION GROWTH IS IN THE EXURBS

The state and the Chicago area continue to lose population, but the exurbs are growing again, albeit slowly. Just seven of 31 Illinois counties with 50,000 residents or more showed population gains last year. Kendall County has showed the strongest growth.

YEAR-OVER-YEAR PERCENTAGE CHANGE IN POPULATION GROWTH, 2010-17



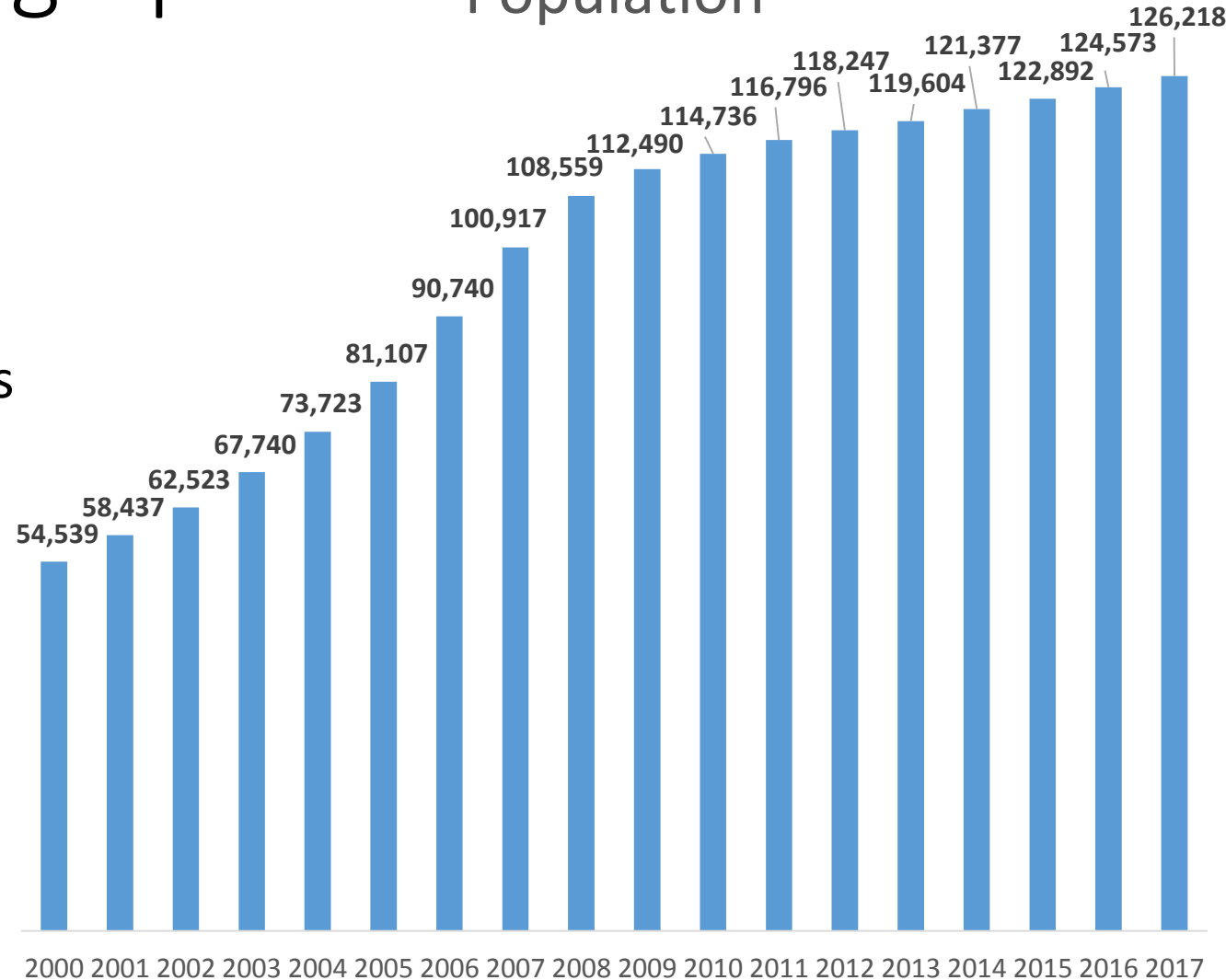
*Percentage change from 2015 to 2016
Sources: Census Bureau, Bureau of Labor Statistics

“Kendall County, which was the fastest-growing county in the country before the Great Recession, still leads the way in the Chicago area. The number of residents grew 1.3 percent in 2017, according to the latest estimates from the U.S. Census Bureau. That's twice as fast as Grundy County, which saw the second-biggest increase, and three times the growth rate in nearby Will, Kane and McHenry counties (Crain's Chicago Business 2018).”

Demographics

Population

- Estimated 2017 population: 126,218
 - Previous Year: 124,695 – 1,523, or 1% growth
 - Average annual growth rate of 1% since 2010
 - Growth rate between 2000 and 2010 was 110%
- Median Household Income: \$85,736
 - Highest Median Household Income in Illinois
- Average Travel Time to Work: 33 minutes
 - 66% travel outside the County for work



Municipalities	Population (2010)
Oswego	30,355
Yorkville	16,921
Plano city	10,856
Montgomery (part)	10,567
Joliet (part)	9,749
Boulder Hill CDP	8,108
Aurora (part)	6,019
Plainfield (part)	2,079
Newark	992
Minooka (part)	851
Millbrook	335
Lisbon	285
Millington (part)	245
Plattville	242
Sandwich (part)	163
Unincorporated	25,077

Boulder Hill

- Strong identity and sense of community
- Residents identify as being from Boulder Hill
- Population: 8,499
- zoning@co.kendall.il.us
- The Kendall County Board has not forgotten Boulder Hill
- Community Meetings



Elected Officials and Employees

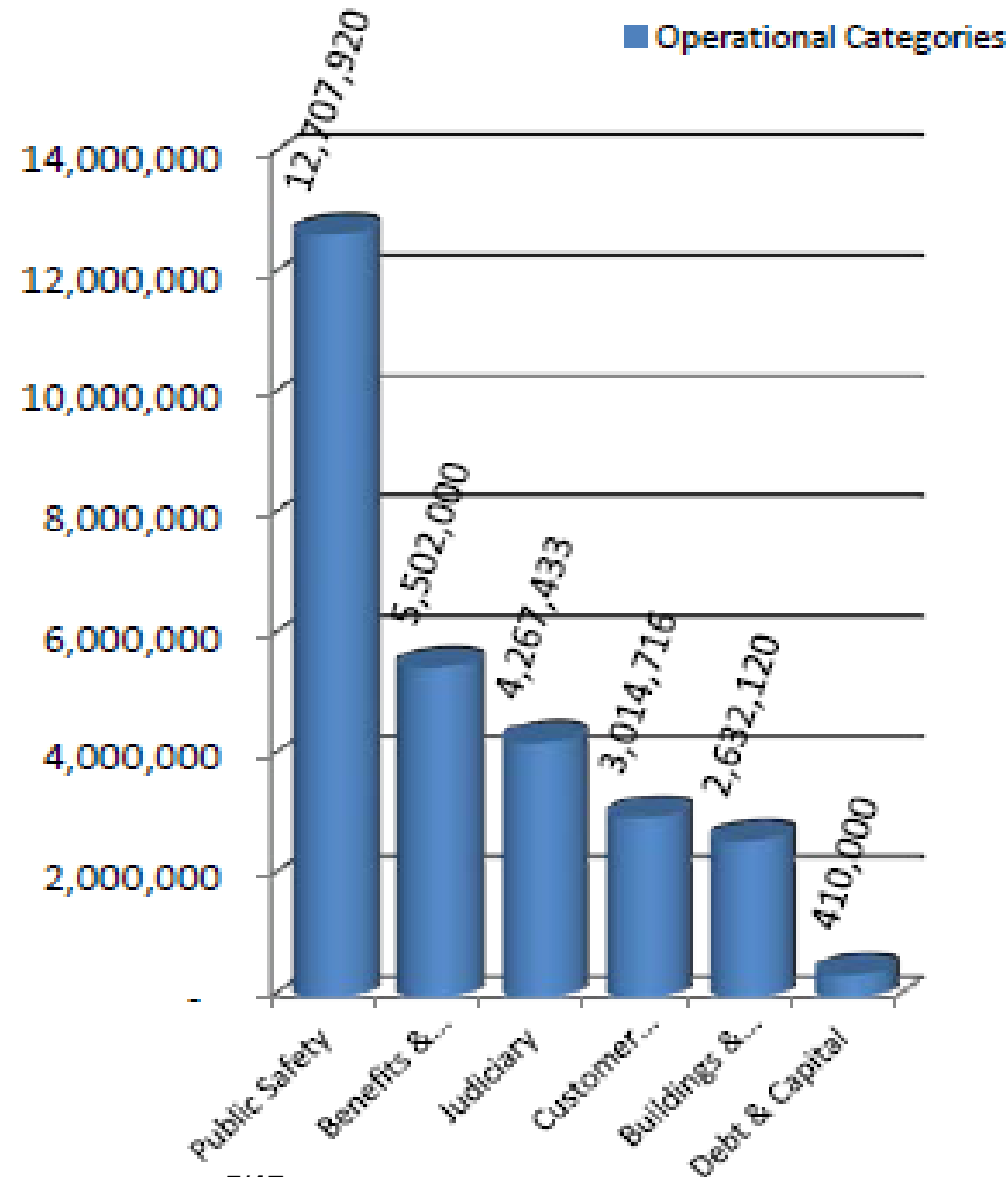


- Ten member elected County Board
 - Scott R. Gryder, Chairman
- Eight Elected Officials
- Nine Appointed Department Heads
- 335 Employees
 - Ten Collective Bargaining Agreements
- 33 Boards and Commissions

Finances



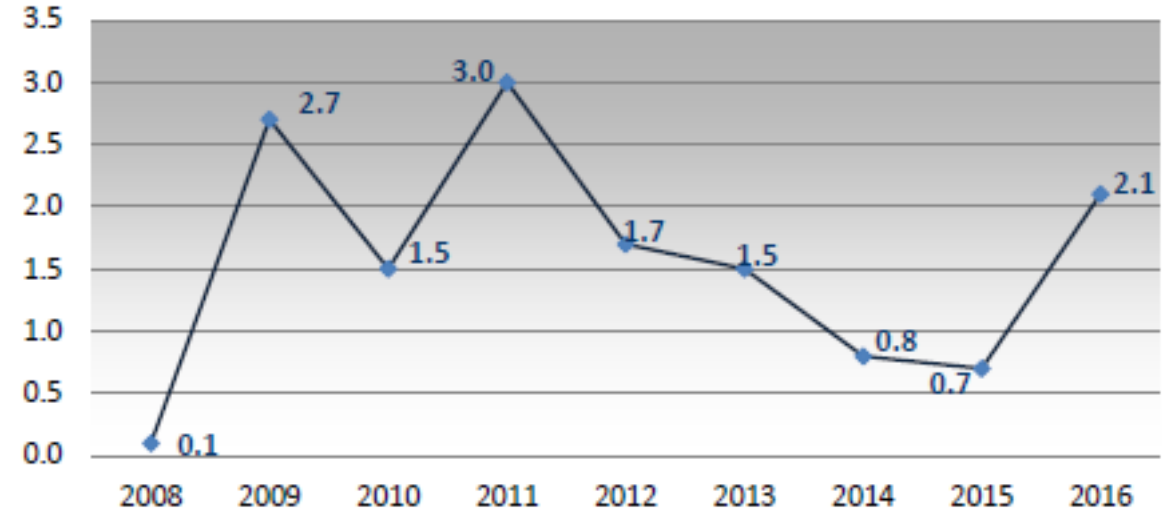
- FY18 Total Budget: 80,590,079
- FY18 General Fund Budget: \$28.8 million
- 59.5% of General Fund for Public Safety and Court functions
- FY18 Total EAV: \$3.31 billion (estimated)
 - FY10 Total EAV: \$3.43 billion (Highest Kendall County EAV)



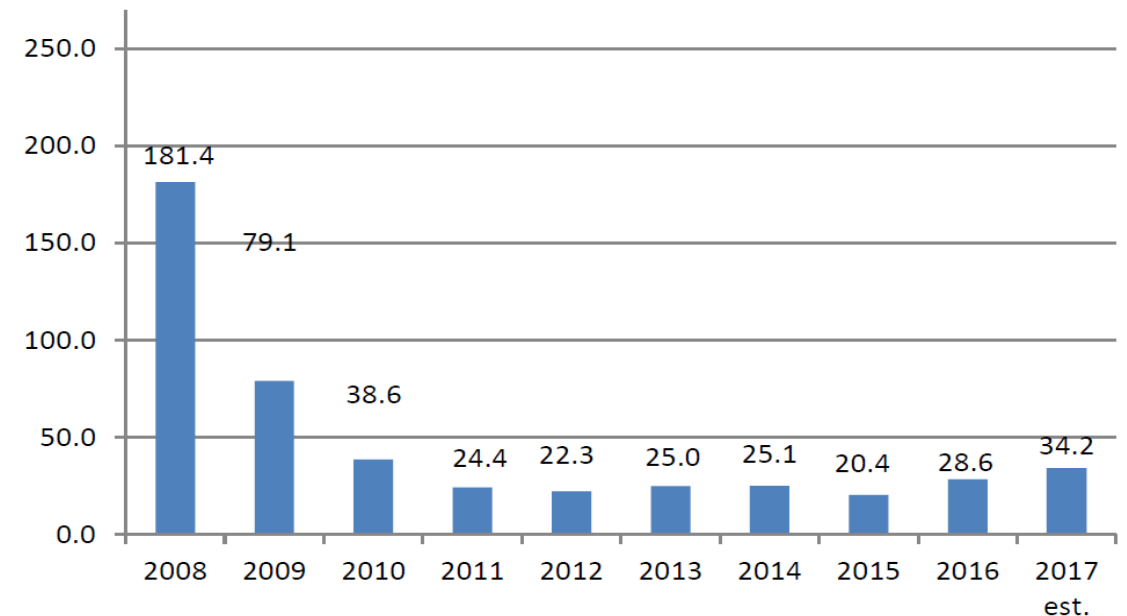
Finances

- Did not increase levy by CPI
 - levied on new construction
- Public Safety & Transportation Sales tax remained flat due to new State of Illinois 2% Administration Fee
- Balanced Budget
- Bond Refunding Savings
 - \$1,595,634 savings over 10 years
- S&P Bond Rating AA/Stable

Consumer Price Index (CPI)



New Construction (in Millions)




Public Health

- 2nd Healthiest County in Illinois
- 96% Adults covered by Insurance
- Average Life Expectancy: 80.5 years

- Services Provided
 - Addiction Treatment
 - Energy Assistance
 - Food Safety
 - Nutrition Assistance





New Initiatives

SOLAR

- 2 Megawatt Solar Array Installation Scheduled for Fall of 2018.
- Estimated Energy Savings of 160,000 per Year.

KENCOM

- New e911 Dispatch Software
- Combined Police – Fire – Dispatch Records for entire County.



Kendall County Drug Court

- Promote public safety by reducing recidivism
- Reduce long-term criminal justice costs
- Provide alternative to incarceration
- Reduce offenders' dependency on drugs
- Drug Court Team
 - Judge
 - Drug Court Coordinator
 - State's Attorney
 - Public Defender
 - Court Services/Probation
 - Sheriff's Office
 - Kendall County Health Department

Kendall
County
Drug Court



23rd Judicial
Circuit



Kendall County Courthouse
807 W. John Street
Yorkville, IL 60560
(630) 553-4180

Caterpillar Task Force

- In August 2017, Caterpillar representatives and local leaders announced a partnership that will proactively plan for a future without the Aurora Caterpillar plant
- In March, the Caterpillar Task Force aided Caterpillar and JLL in marketing the site
- Over 150 inquiries on the site from investors and users
- Dozen interested parties walked through in first month



Caterpillar photo Courtesy of Linda Girardi at the Beacon News

Regional Cooperation

- Chicago Regional Growth Corporation (CRGC)
- CRGC's purpose is to strengthen the regional economy and better connect resources to generate economic opportunity and prosperity
- Chicago Metropolitan Agency for Planning (CMAP)
- CMAP was created to address development and transportation challenges.



Economic Development

- Kendall County is proud to partner with local Economic Development Corporations to form the *Kendall Economic Development Alliance (KEDA)*
 - *Holds Annual Career Fair June 13*
- UIRVDA Enterprise Zone
 - Kendall County partners with the Upper Illinois River Valley Development Authority (UIRVDA) to bring a “flexible Enterprise Zone into the County
 - 12 projects to date have received the benefit of the Enterprise with more applying



Featuring employers with jobs
in manufacturing and logistics

WEDNESDAY, JUNE 13

9 to 11 a.m.

Waubonsee Community College
Plano Campus
100 Waubonsee Drive, Plano

On-site career coaching will be available.

Employers and Job Seekers register at
www.waubonseejobfairs.com

Questions? Contact Career Development at
(630) 466-2368 or
careerdevelopment@waubonsee.edu

A COLLABORATIVE
EFFORT SPONSORED BY



WAUBONSEE
COMMUNITY COLLEGE

Career Development Center

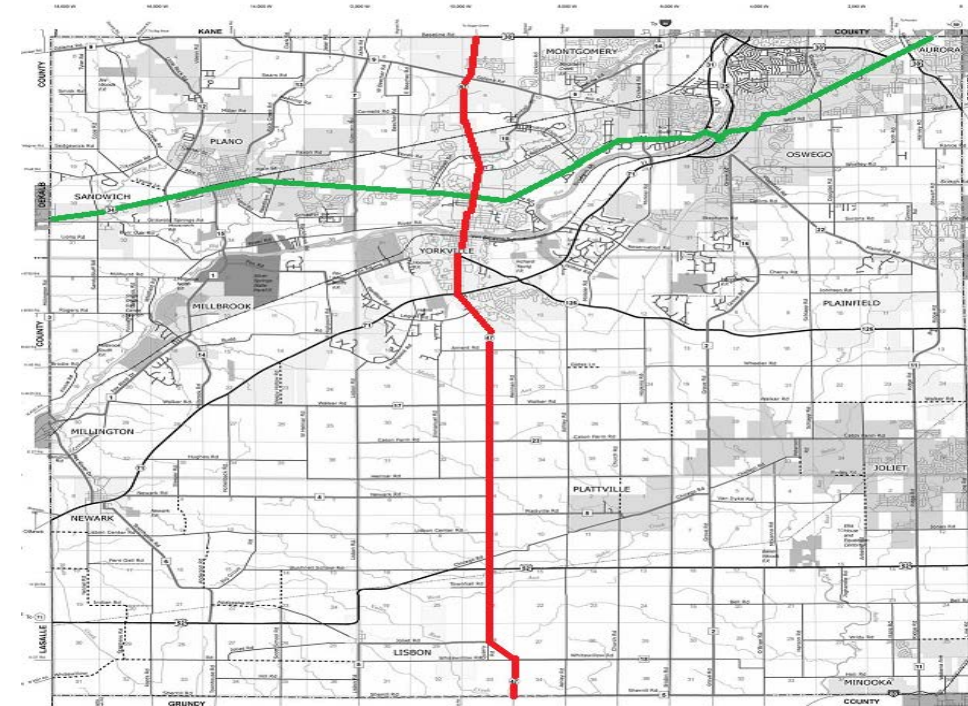
Local Economy

- Total private businesses: 2,027 (as of 2017 Q3)
 - Up from 1,900 businesses in 2009 Q3
 - Construction: 16%; Professional: 11%; Retail: 11%
- Total private sector employees: 21,738 (as of 2017 Q3)
 - Up from 18,801 in 2009 Q3
 - Retail Trade: 21%; Food Services: 17%; Manufacturing: 15%
- Unemployment rate (March 2018): 3.8%
 - DeKalb: 4.1%
 - Kane: 4.9%
- 2017 Residential Permits: 446 (\$118,271,461)
 - Single Family: 426 (\$99,501,515)
 - Multi-Family: 20 (\$18,769,946)



Key Road Projects

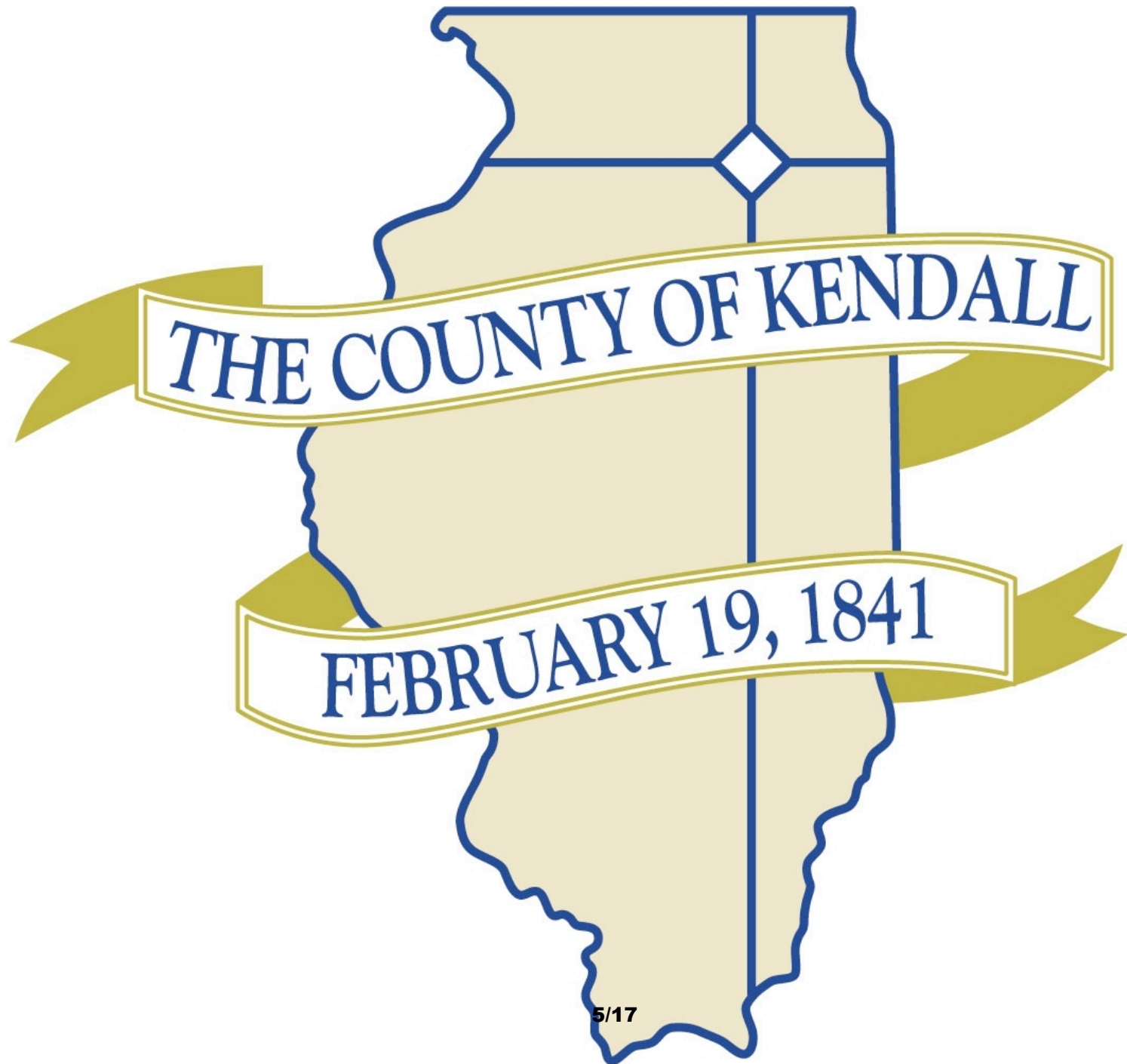
- **Prairie Parkway**
 - In Spring IDOT abolished the centerline for the Prairie Parkway
- **Route 34 Widening to Four Lanes**
 - Route 34 is being widened to four lanes west of Yorkville to Plano
 - Will be four lanes through County when finished
- **Route 47 Widening to Four Lanes**
 - From I-80 to County Farm Road is being widened to four lanes
 - From Kennedy Road in Yorkville to Cross Street in Sugar Grove is finishing Phase 1 engineering and entering Phase 2
- Both Roads will become main economic drivers



Millington Road Bridge Closure

- Closed May 1, 2017
 - Scours found under support pier
 - Replaced in 1950's
 - Placed on previous supports
- Construction start in June 2018
 - Completion date: Fall 2018
 - \$1.52 million – \$200k under estimated cost





THE COUNTY OF KENDALL

FEBRUARY 19, 1841



Kendall County – 4th Quarter 2017 Update Economic Indicator Dashboard

Population	2017 Quarter 4	Previous Quarter	2010 Census	2000 Census
Total Population	126,218	124,573	114,736	54,544
Population 16 years and over*	92,454	92,454	82,097	40,187
Labor Force Population	67,592	67,752	65,984	29,697

U.S. Census Bureau – American Fact Finder – <http://factfinder2.census.gov/faces/nav/jsf/pages/index.xhtml>
 2012 American Community Survey; 2011 American Community Survey; 2010 Census; 2000 Census
 U.S. Bureau of Labor Statistics – Local Area Unemployment Statistics – <http://bls.gov/lau/>

Business Outlook	2017 Qtr 3	Previous Quarter	Improved/ Declined	2016 Qtr 3	Improved/ Declined
Chicago Region Home Price Index	140.03	140.08	-0.04%	116.69	20.00%
Chicago Business Barometer (<i>Seasonally Adjusted</i>)	66.2	65.7	0.76%	48.7	35.93%
Chicago Business Activity Index	100.8	96.9	4.02%	96.1	4.89%
Consumer Price Index (Chicago-Gary-Kenosha, IL-IN-WI MSA)	234.159	233.407	0.32%	228.826	2.33%

Home Price Index – S&P – Case-Shiller Home Price Index, Standard and Poor - <http://us.spindices.com/indices/real-estate/sp-corelogic-case-shiller-chicago-home-price-nsa-index>

Chicago Business Barometer – ISM-Chicago – Institute for Supply Management - <https://www.ism-chicago.org/>

Chicago Business Activity Index – University of Illinois Regional Economics Application Laboratory - <http://www.real.illinois.edu/>

Consumer Price Index – Bureau of Labor & Statistics - http://www.bls.gov/regions/midwest/news-release/consumerpriceindex_chicago.htm

1 The Chicago Fed Midwest Manufacturing Index (CFMMI) is set to undergo a process of data and methodology revision in 2014. Beginning in December 2013, the monthly release of the CFMMI will be suspended pending the release of updated benchmark data from the U.S. Census Bureau and a period of model verification. Significant revisions in the history of the CFMMI are anticipated. The next anticipated release date can be found at



Kendall County – 4th Quarter 2017 Update Economic Indicator Dashboard

Jobs Report	2017 Qtr 3	Previous Quarter	Improved/ Declined	2016 Qtr 3	Improved/ Declined
Total Residents in Labor Force	67,592	67,527	0.1%	65,666	2.9%
Total Labor Force Employed	64,909	65,574	-1.0%	62,733	3.5%
Total Labor Force Unemployed	2,843	3,256	-413	2,933	-90
Unemployment Rate	4.2%	4.7%	-0.5%	4.5%	-0.3%

U.S. Bureau of Labor Statistics – Local Area Unemployment Statistics – <http://bls.gov/lau/>

Area Unemployment Rates	2017 Qtr 3	Previous Quarter	Improved/ Declined	2016 Qtr 3	Improved/ Declined
Kendall	4.2%	4.6%	-0.4%	4.5%	-0.3%
DeKalb	3.7%	4.5%	-0.8%	4.8%	-1.1%
Kane	4.0%	4.6%	-0.6%	5.2%	-1.2%
Will	4.8%	5.4%	-0.6%	5.1%	-0.3%
Grundy	5.0%	6.0%	-1.0%	5.5%	-0.5%
LaSalle	4.4%	5.4%	-1.0%	6.2%	-1.8%
Chicago-Naperville-Joliet MSA ¹	4.8%	5.3%	-0.5%	5.2%	-0.4%
Illinois (Seasonally Adjusted)	4.9%	5.0%	-0.1%	5.5%	-0.6%
United States (Seasonally Adjusted)	4.1%	4.3%	-0.2%	4.9%	-0.8%

U.S. Bureau of Labor Statistics – Local Area Unemployment Statistics – <http://bls.gov/lau/>

¹ The Chicago-Naperville-Joliet Metropolitan Statistical Area consists of the counties of Cook, DeKalb, DuPage, Grundy, Kane, Kendall, McHenry, and Will



Kendall County – 4th Quarter 2017 Update Economic Indicator Dashboard

Employment by Industry	2017 Qtr 2	Previous Quarter	Improved/ Declined	2016 Qtr 2	Improved/ Declined
Construction	1,581	1,311	270	1,513	68
Manufacturing	3,240	3,147	93	3,234	6
Wholesale Trade	566	569	-3	649	-83
Retail Trade	4,612	4,551	61	4,673	-61
Information	159	143	16	129	30
Finance & Insurance	502	514	-12	467	35
Real Estate & Rental & Leasing	176	154	22	167	9
Professional, Scientific & Technical Services	1119	1025	94	1001	118
Management of Companies & Enterprises	29	21	8	23	6
Administrative & Support & Waste Mgmt.	1267	1018	249	1096	171
Educational Services	352	374	-22	304	48
Health Care & Social Assistance	1,819	1,773	46	1,921	-102
Arts, Entertainment & Recreation	211	211	0	204	7
Accommodation & Food Services	3,648	3,627	21	3,331	317
Other Services/Unclassified	1,107	1,063	44	1,112	-5
Total Private Sector Employment*	22,624	21,738	886	21,882	742

Illinois Department of Employment Securities – Quarterly Census of Employment & Wages –
http://www.ides.illinois.gov/LMI/Pages/Quarterly_Census_of_Employment_and_Wages.aspx

*Total Private Sector Employment includes categories not listed



Kendall County – 4th Quarter 2017 Update Economic Indicator Dashboard

Business Units by Industry	2017 Qtr 2	Previous Quarter	Improved/ Declined	2016 Qtr 2	Improved/ Declined
Construction	329	317	12	372	-43
Manufacturing	100	96	4	102	-2
Wholesale Trade	86	88	-2	96	-10
Retail Trade	215	214	1	225	-10
Information	17	17	0	19	-2
Finance & Insurance	85	85	0	89	-4
Real Estate & Rental & Leasing	65	65	0	72	-7
Professional, Scientific & Technical Services	230	225	5	267	-37
Management of Companies & Enterprises	6	5	1	5	1
Administrative & Support & Waste Mgmt.	148	145	3	159	-11
Educational Services	32	32	0	34	-2
Health Care & Social Assistance	164	162	2	177	-13
Arts, Entertainment & Recreation	35	36	-1	39	-4
Accommodation & Food Services	167	166	1	173	-6
Other Services/Unclassified	231	232	-1	252	-21
Total Private Sector Businesses*	2,055	2,027	28	2,235	-180

Illinois Department of Employment Securities – Quarterly Census of Employment & Wages –
http://www.ides.illinois.gov/LMI/Pages/Quarterly_Census_of_Employment_and_Wages.aspx
 Department of Labor – Quarterly Census of Employment & Wages – <http://www.bls.gov/cew/>

*Total Private Sector Businesses includes categories not listed



Kendall County – 4th Quarter 2017 Update Economic Indicator Dashboard

Wages by Industry	2017 Qtr 1 (\$1,000)	Previous Quarter (\$1,000)	Improved/ Declined	2016 Qtr 1 (\$1,000)	Improved/ Declined
Construction	\$21,196	\$15,957	\$5,239	\$20,777	\$418
Manufacturing	\$57,976	\$52,735	\$5,241	\$48,022	\$5,238
Wholesale Trade	\$8,683	\$8,597	\$85	\$9,145	-\$892
Retail Trade	\$29,045	\$28,713	\$332	\$27,197	\$799
Information	\$896	\$925	-\$29	\$752	-\$177
Finance & Insurance	\$6,696	\$7,023	-\$327	\$5,355	\$1,201
Real Estate & Rental & Leasing	\$1,488	\$1,341	\$148	\$1,253	\$203
Professional, Scientific & Technical Services	\$14,735	\$13,061	\$1,673	\$13,939	\$1,191
Management of Companies & Enterprises	\$414	\$294	\$120	\$323	\$33
Administrative & Support & Waste Mgmt.	\$10,394	\$9,940	\$454	\$9,067	\$319
Educational Services	\$2,231	\$2,040	\$191	\$1,964	\$124
Health Care & Social Assistance	\$15,828	\$15,209	\$618	\$16,307	\$1,948
Arts, Entertainment & Recreation	\$1,245	\$934	\$310	\$1,170	-\$100
Accommodation & Food Services	\$14,076	\$12,839	\$1,238	\$11,940	\$1,509
Other Services/Unclassified	\$6,763	\$6,638	\$125	\$6,575	-\$213
Total Private Sector Wages*	\$217,861	\$203,420	\$14,441	\$195,695	\$22,166

Illinois Department of Employment Securities – Quarterly Census of Employment & Wages –
[http://www.ides.illinois.gov/LMI/Pages/Quarterly Census of Employment and Wages.aspx](http://www.ides.illinois.gov/LMI/Pages/Quarterly%20Census%20of%20Employment%20and%20Wages.aspx)
 Department of Labor – Quarterly Census of Employment & Wages – <http://www.bls.gov/cew/>
 *Total Private Sector Wages includes categories not listed



Kendall County – 4th Quarter 2017 Update Economic Indicator Dashboard

Wages/Per Capita by Industry	2017 Qtr 1	2017 Qtr 2	2017 Qtr 3	2017 Qtr 4	Year To Date
Construction	\$12,171	\$13,407			\$25,578
Manufacturing	\$16,757	\$17,894			\$34,651
Wholesale Trade	\$15,109	\$15,340			\$30,450
Retail Trade	\$6,309	\$6,298			\$12,607
Information	\$6,467	\$5,635			\$12,102
Finance & Insurance	\$13,663	\$13,339			\$27,003
Real Estate & Rental & Leasing	\$8,706	\$8,456			\$17,162
Professional, Scientific & Technical Services	\$12,743	\$13,168			\$25,910
Management of Companies & Enterprises	\$14,024	\$14,287			\$28,311
Administrative & Support & Waste Mgmt.	\$9,764	\$8,203			\$17,967
Educational Services	\$5,455	\$6,338			\$11,793
Health Care & Social Assistance	\$8,578	\$8,701			\$17,279
Arts, Entertainment & Recreation	\$4,429	\$5,898			\$10,327
Accommodation & Food Services	\$3,540	\$3,859			\$7,398
Other Services/Unclassified	\$6,245	\$6,109			\$12,354
Average Private Sector Wages*	\$9,358	\$9,630			\$18,987

Illinois Department of Employment Securities – Quarterly Census of Employment & Wages –
http://www.ides.illinois.gov/LMI/Pages/Quarterly_Census_of_Employment_and_Wages.aspx
 Department of Labor – Quarterly Census of Employment & Wages – <http://www.bls.gov/cew/>

*Average Private Sector Wages includes categories not listed



Kendall County – 4th Quarter 2017 Update Economic Indicator Dashboard

Average Annual Pay	2016	2015	Improved/ Declined
All Private Industries	\$38,035	\$37,148	\$887

Average Weekly Wage	2017 Qtr 2	Previous Quarter	Improved/ Declined	2016 Qtr 2	Improved/ Declined
All Private Industries	\$747	\$725	\$22	\$695	\$52

Illinois Department of Employment Securities – Quarterly Census of Employment & Wages – http://www.ides.illinois.gov/LMI/Pages/Quarterly_Census_of_Employment_and_Wages.aspx
 Department of Labor – Quarterly Census of Employment & Wages – <http://www.bls.gov/cew/>