


**COUNTY OF KENDALL, ILLINOIS  
PUBLIC SAFETY COMMITTEE**



**County Office Building  
County Board Rooms 209-210  
111 W. Fox Street, Yorkville IL**

**Monday, August 8, 2016 – 5:30 p.m.**

**Meeting Agenda**

- 1. Pledge of Allegiance to the American Flag**
- 2. Roll Call: Matthew Prochaska (Chair), Scott Gryder (Vice Chair), Bob Davidson, Judy Gilmour, John Purcell**
- 3. Approval of the Agenda**
- 4. Approval of the June 13, 2016 Meeting Minutes**
- 5. Public Comment**
- 6. Ken Com Report**
- 7. Coroner's Report**
- 8. EMA Report**
- 9. Sheriff's Report**
  - a. Operations Division**
  - b. Corrections Division**
  - c. Records Division**
  - d. Six-month Report**
- 10. Old Business**
- 11. New Business**
  - ❖ *Civil Process Office Hours*
- 12. Executive Session for the purpose of the review of discussion of minutes lawfully closed under the Open Meetings Act, whether for purposes of approval by the body of the minutes or semi-annual review of the minutes as mandated by Section 2.06, 5ILCS120-2 (1)**
- 13. Public Comment**
- 14. Adjournment**

**COUNTY OF KENDALL, ILLINOIS  
PUBLIC SAFETY COMMITTEE  
Monday, June 13, 2016  
Meeting Minutes**

**Call to Order and Pledge Allegiance** - Chair Matthew Prochaska called the meeting to order at 5:30p.m. and led the Pledge of Allegiance.

**Committee Members Present:** Bob Davidson - yes, Judy Gilmour - here, Matthew Prochaska – here. **With three members present voting aye, a quorum was determined to conduct business.**

*Member Purcell arrived at 5:32p.m. Member Gryder arrived at 5:34p.m.*

**Others Present:** Undersheriff Harold Martin, Deputy EMA Director Tracy Page, Jim Smiley

**Approval of the Agenda** – Member Davidson made a motion to approve the agenda, second by Member Gilmour. **With three members present in agreement, the motion carried.**

**Approval of Minutes** – Member Gilmour made a motion to approve the May 9, 2016 meeting minutes, second by Member Davidson. **With four members present in agreement, the motion carried.**

**Public Comment** – None

**KenCom Report** – No report

**Coroner's Report** – As submitted

**EMA Report** – Deputy Director Page reported that EMA participated in the following:

1. Weather Spotter Seminar Oswego Police-Citizen Academy
2. Monthly Business Meeting – Red Cross presentation
3. Grant Reallocation - \$5,869.12
4. Mobile Command Center – LaSalle County Marathon
5. Continued with siren testing on the first Tuesday morning of the month
6. Continued with STARCOT testing first Tuesday morning of the month
7. Continued with WSPY EAS testing first Tuesday morning of the month

**Sheriff's Report**

- **OPERATIONS DIVISION** – Undersheriff Martin reported the following statistics for the month of May:

**Police Services**

692 Calls for Service

350 Police Reports

152 Arrests

**Traffic Services**

709 Traffic Contacts                      294 Traffic Citations Issued  
9 DUI Arrests                                0 Zero Tolerance

**Traffic Crash Investigations** - 43 *Total Crash Investigations*

37 Property Damage                      6 Personal Injury Accidents                      0 Fatalities

**Vehicle Usage**

67,036 Total Miles Driven                      \$7,008.70 Vehicle Maintenance Expenditures  
\$10,435.32 Fuel Expenditures                      5,120 Fuel Gallons Purchased

**Auxiliary Deputies** – 58 *Total Auxiliary Hours*

6 Training/Meeting Hours                      18 Ride-A-Long Hours  
34 Auxiliary Hours

**Evidence/Property Room**

140 New Items into Property Room                      100 Disposal Orders Processed  
144 Items Disposed of                      72 DVD/VHS Copy Requests  
15 Items Sent to Crime Lab                      0 Items Processed by Evidence Custodian

**Court Security Division**

15,559 Entries                      5,762 Items X-Rayed  
56 Bond Calls                      89 Items of Contraband Refused  
19 Arrests made at Courthouse                      121 Kendall Prisoners  
22 Other Prisoners

**Investigations/COPS Activities**

40 Total Cases Assigned (Patrol/Invest)                      11 Total Cases Closed (Patrol/Invest)  
100 Current Open Cases (Patrol/Invest)                      17 Community Policing Meetings/Presentations

**CORRECTIONS DIVISION** – Undersheriff Martin provided the following statistics for the month of May:

**Jail Population**

265 New Intake Bookings                      266 Inmates Released                      120 Average Daily Pop

**Food Service/Medical Management**

10,420 meals prepared at \$1.06 per meal                      Total medical billing \$22,291.32

**Inmate Transports** - 193 *Total Inmate Transports*

124 To/From County Courthouse                      4 Other County Court Transports  
35 Out of County Prisoner Pickups                      8 to I.D.O.C.  
2 Medical/Dental Transports                      0 Court Ordered Medical Transport  
4 Federal Transports                      16 Juvenile To/From Youth Homes/Courts

**Inmate Work Crews** – 44.5 *Total Hours Worked*

17 Inmates                      7 Locations

**Out of County Housing**

43 Inmates Housed/Other Jurisdictions      \$52,800.00 Invoiced/Other Jurisdictions

**Federal Inmates**

8 Federal Inmates Housed      \$15,075.00 Invoiced for Housing  
\$1,613.62 Invoiced for Court Transport      \$0 Invoiced for Medical Transport

**Outstanding FTA Fees**      \$0

**Sex Offender/Violent Offenders Against Youth Registrations**

12 Sex Offender Registrations      7 SO Verifications Completed  
1 Violent Offenders Against Youth Registrations      14 SOV Attempted  
0 Violent Offenders Address Verification Completed      0 VOAY Verification Attempted

➤ **RECORDS DIVISION – Undersheriff Martin provided statistics for the month of May:**

**Sheriff Sales**

27 Sales Scheduled      17 Sales Cancelled      10 Sales Conducted

**Civil Paperwork**

239 Papers Served      0 Replevins      112 Subpoena/FOIA Requests

**Warrants**

1,781 on file      116 New Warrants Issued  
123 Warrants Served      39 Warrants Quashed

**Evictions**

15 Scheduled      7 Cancelled      8 Conducted

**Fees - Total \$17,835.67 received May 2016**

\$6,021.50 Civil Process      \$10,800.00 Sheriff Sales  
\$210.00 Records/Fingerprinting      \$804.17 Bond Processing

**KSCO TRAINING      May Training All Divisions: 1,163.25 Hours**

**Corrections Division** – 499.25 Total Hours (CERT Monthly Training, Anti-Harassment, Web Based Training (WBT), Weapon Quals, Jail Facility Shakedown Exercise, Below 100, DYCOM, Interview and Interrogation, Basic Instruction: Cell Extractions, Flash Bang Instructor, Off Duty Qualifications, Rifle Qualification, Suburban and Collar County Gang Awareness, Supervisor Anti-Harassment & Discrimination, Laser Certifications, Use of Force Workshop for Patrol Officers)

**Operations Division** – 579.25 Total Hours (Web Based Training (WBT), Weapon Qualifications, Jail Facility Shakedown Exercise, 2016 KCSO Investigators Training with SAO, Basic Investigation Skills, Anti-Harassment Training, DYCOM, Force Science, Scene, K-9 Assist and Traffic Stop Practices, Key Court Date SAO, Risk Management and Civil Liability, Technicians, Supervising Narcotic Units, Supervisor Anti-Harassment & Discrimination, Verbal Judo, Bloodstain Evidence Workshop)

**Court Security** – 27.25 Total Hours (Supervisor Anti-Harassment and Discrimination, Off Duty Qualifications, Duty Qualifications, Rifle Qualifications, Report Writing for Patrol Officers)

**Corrections/Operations Combined** – 48 Total Hours (SRT)

**Records Division** – 9.5 Total Hours (Supervisor Anti-Harassment & Discrimination Training, Anti-Harassment Training)

**Auxiliary** – 0 Total Hours

**Old Business** - None

**New Business**

- ❖ *Intergovernmental Housing Agreement between Kane County and Kendall County for the Housing of Prisoners* - Member Gryder made a motion to forward the item to the County Board for approval, second by Member Gilmour. **With all members voting aye, the motion carried.**

**Executive Session** – None needed

**Public Comment** – None

**Action Items for County Board**

- ❖ *Approval of Intergovernmental Housing Agreement between Kane County and Kendall County for the Housing of Prisoners*

**Adjournment** – Member Gryder made a motion, second by Member Gilmour to adjourn the Public Safety Committee meeting. **With all in agreement, the meeting adjourned at 6:05p.m.**

Respectfully Submitted,

Valarie McClain  
Administrative Assistant/Recording Secretary

# KenCom Public Safety Dispatch Center

## Police, Fire and EMS Activity Report

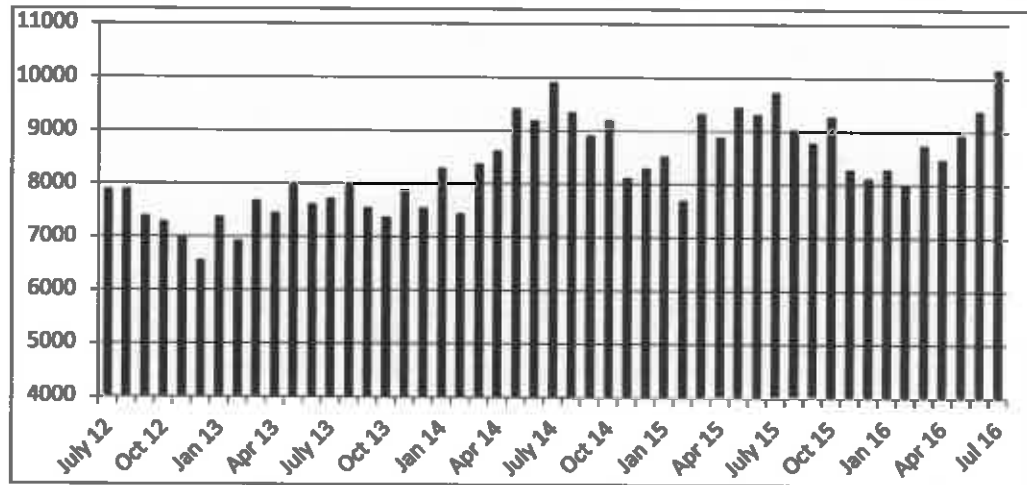
### July 2015 through July 2016

	July 14	Aug 15	Sept 15	Oct 15	Nov 15	Dec 15	Jan 16	Feb 16	Mar 16	Apr 16	May 16	June 16	July 16
Kendall County Sheriffs Police	2530	2357	2284	2366	2120	2088	2174	1843	2134	2117	2126	2304	2350
Oswego Police Department	2161	2071	2039	2161	1778	1843	2110	2133	2206	2035	2292	2208	2293
Yorkville Police Department	1213	1055	1000	1096	953	873	1050	1077	1121	1062	1037	1149	1150
Plano Police Department	882	938	895	1004	889	797	679	756	809	778	889	857	909
Montgomery Police Department	1470	1228	1195	1265	1189	1140	960	950	1062	1162	1139	1414	1882
DI (dispatch information)	424	329	338	329	311	308	256	271	300	319	361	366	404
<b>Total Police Incidents</b>	<b>8680</b>	<b>7978</b>	<b>7751</b>	<b>8221</b>	<b>7240</b>	<b>7049</b>	<b>7229</b>	<b>7030</b>	<b>7632</b>	<b>7473</b>	<b>7844</b>	<b>8298</b>	<b>8988</b>
Oswego Fire/EMS	370	401	377	386	408	428	399	354	417	437	397	467	445
Bristol Kendall Fire /EMS	251	237	224	223	236	212	228	222	260	223	256	218	284
Little Rock Fox Fire/EMS	120	119	123	132	98	121	131	107	130	89	106	115	135
Newark Fire/EMS	35	35	31	23	28	31	19	18	40	30	35	14	33
Lisbon/Seward Fire	13	16	11	18	9	4	12	7	18	13	13	14	11
Sandwich Fire	108	99	132	128	114	133	126	129	112	82	139	86	116
Aurora Township Fire	69	54	62	49	53	49	60	44	56	56	55	60	64
Montgomery/Countryside Fire	82	91	76	94	87	91	78	82	73	67	85	107	81
<b>Total Fire &amp; EMS Incidents</b>	<b>1048</b>	<b>1052</b>	<b>1036</b>	<b>1053</b>	<b>1033</b>	<b>1069</b>	<b>1053</b>	<b>963</b>	<b>1106</b>	<b>997</b>	<b>1086</b>	<b>1081</b>	<b>1169</b>
<b>Total Police, Fire &amp; EMS</b>	<b>9728</b>	<b>9030</b>	<b>8787</b>	<b>9274</b>	<b>8273</b>	<b>8118</b>	<b>8282</b>	<b>7993</b>	<b>8738</b>	<b>8470</b>	<b>8930</b>	<b>9379</b>	<b>10157</b>
% of Police calls to total	89%	88%	88%	89%	88%	87%	87%	88%	87%	88%	88%	88%	88%
% of Fire/EMS to total	11%	12%	12%	11%	12%	13%	13%	12%	13%	12%	12%	12%	12%

6/24

	Police	Fire / EMS	Total Calls
July 14	8680	1048	9728
July 16	8988	1169	10157
Increase or ( ) decrease in year	308	121	429
	3.5%	11.5%	4.4%

Note: Chart on right is data for last 5 years



**KenCom Public Safety Dispatch Center**  
**Incoming Telephone Call Load Study**  
**For the Month of July 2016**

	Montgomery Police	Yorkville Police	Plano Police/Fire	Oswego Police	Millington Police	Kendall County Sheriffs Office	Fire Non Emerg	Police Non Emerg	9-1-1 Calls		Oswego Fire/EMS	B-K Fire/EMS	Sandwich Fire & EMS	KenCom Ext.	KenCom Admin	Daily Totals
									Landline	Cellular						
1	32	11	19	35	0	60	19	46	24	89	0	0	1	36	89	429
2	26	31	18	40	0	62	14	48	37	88	0	1	1	36	101	477
3	27	28	26	36	0	59	21	32	50	104	0	1	1	19	70	447
4	35	32	25	34	0	69	11	38	31	119	0	0	0	28	79	466
5	23	24	17	25	0	46	22	47	38	97	0	1	6	89	111	523
6	10	16	10	29	0	65	15	50	27	93	0	1	1	60	108	475
7	20	24	18	24	0	50	14	49	27	81	1	1	1	43	77	410
8	25	15	19	23	0	54	28	46	26	84	0	0	1	50	99	445
9	25	18	17	33	1	54	30	36	36	95	0	0	1	29	114	464
10	23	11	16	28	0	48	17	45	27	100	2	0	1	28	99	422
11	21	21	21	33	0	60	16	51	37	113	0	2	5	47	110	516
12	21	13	10	26	0	39	19	44	32	82	0	0	2	37	87	391
13	22	21	11	38	0	65	24	56	40	99	0	0	0	57	118	529
14	27	16	15	36	1	60	13	67	21	95	0	1	0	32	115	472
15	12	26	18	30	0	75	26	48	30	90	0	1	3	41	97	485
16	18	27	20	45	0	66	23	47	33	103	3	2	0	29	100	498
17	9	17	15	22	0	57	25	47	25	78	0	3	0	33	97	419
18	25	25	14	33	0	43	25	46	31	82	0	0	3	50	104	456
19	12	29	15	31	1	48	26	44	34	107	0	0	5	49	103	492
20	20	23	8	31	0	60	17	50	31	103	0	2	1	48	108	482
21	25	15	11	39	1	75	11	31	27	104	0	0	1	58	123	496
22	28	25	20	36	0	35	20	58	24	105	1	1	2	58	112	497
23	22	41	18	30	0	44	18	50	27	151	0	2	0	19	140	540
24	10	29	5	35	0	49	15	33	23	97	0	0	1	15	94	396
25	20	15	17	27	1	60	19	47	32	90	0	1	1	45	90	445
26	27	13	21	26	0	47	29	41	48	88	3	1	0	42	77	436
27	27	17	19	33	0	59	30	55	45	102	0	0	1	54	117	532
28	35	23	29	24	0	59	14	57	40	65	3	3	2	40	95	454
29	17	14	16	32	1	40	24	60	34	86	0	0	0	68	93	468
30	23	21	16	27	0	45	20	45	29	100	0	0	0	41	96	440
31	11	21	12	32	0	74	22	58	44	112	1	0	1	44	132	553
	678	662	516	973	6	1727	627	1472	1010	3002	14	24	42	1325	3155	15233
%	4%	4%	3%	6%	0%	11%	4%	10%	7%	20%	0%	0%	0%	9%	21%	100%

Total calls for all departments 15233

Total 9-1-1 Calls 4012

Cell 9-1-1 Calls = 75%

of all 9-1-1 calls

# KENDALL COUNTY CORONER

## June 2016 Monthly Report

DATE	CASE NUMBER	TIME	NATURE	POST	TOX	LOCATION
Friday, June 03, 2016	1606133 *	7:10 PM	Natural	N	N	Residence
Saturday, June 04, 2016	1606134 *	1:30 PM	Natural	N	N	Residence
Saturday, June 04, 2016	1606135 *	10:21 PM	Natural	N	N	Residence
Saturday, June 04, 2016	1606136 *	12:24 AM	Natural	N	N	Residence
Tuesday, June 07, 2016	1606137	9:10 AM	Natural	N	N	Assisted Living
Wednesday, June 08, 2016	1606138 *	12:30 AM	Natural	N	N	Residence
Wednesday, June 08, 2016	1606139 *	2:50 AM	Natural	N	N	Residence
Saturday, June 11, 2016	1606140 *	1:00 PM	Suicide	N	Y	State Park
Saturday, June 11, 2016	1606141 *	1:00 PM	Natural	N	N	Residence
Monday, June 13, 2016	1606142 *	10:55 PM	Natural	N	N	Residence
Tuesday, June 14, 2016	1606143 *	4:55 AM	Natural	N	N	Residence
Tuesday, June 14, 2016	1606144 *	7:50 AM	Natural	N	N	Residence
Tuesday, June 14, 2016	1606145	9:57 AM	Accident	Y	Y	Residence
Saturday, June 18, 2016	1606146 *	7:45 AM	Natural	N	N	Assisted Living
Saturday, June 18, 2016	1606147 *	6:55 PM	Natural	N	N	Residence
Monday, June 20, 2016	1606148 *	5:47 AM	Natural	N	N	Nursing Home
Tuesday, June 21, 2016	1606149	2:00 PM	Natural	N	N	Residence
Wednesday, June 22, 2016	1606150 *	6:58 PM	Natural	N	N	Residence
Thursday, June 23, 2016	1606151 *	12:31 AM	Natural	N	N	Residence
Thursday, June 23, 2016	1606152 *	9:50 PM	Natural	N	N	Residence
Saturday, June 25, 2016	1606153 *	6:58 AM	Natural	N	N	Residence
Saturday, June 25, 2016	1606154 *	7:00 AM	Natural	N	N	Residence
Saturday, June 25, 2016	1606155 *	11:45 PM	Natural	N	N	Residence
Sunday, June 26, 2016	1606156 *	12:26 PM	Natural	N	N	Residence
Monday, June 27, 2016	1606157 *	8:42 AM	Accident	Y	Y	Residence
Wednesday, June 29, 2016	1606158 *	8:05 PM	Natural	N	N	Residence

\* Denotes death which occurred outside normal business hours.

Percentage of calls which occurred outside of normal business hours      88%

**Statistics:**

FY 2016 Statistics		Stats for Same Period In FY 2015		Difference
2016 Total Deaths.....	158	Total Deaths.....	153	3%
Autopsies to Date.....	10	Autopsies....	13	
Toxicology Samples..	16	Toxicology Samples..	17	
Cremation Permits....	88	Cremation Permits...	93	-5%

**Coroner's Office Personnel Update:**

No Report.



# KENDALL COUNTY CORONER

## July 2016 Monthly Report

DATE	CASE NUMBER	TIME	NATURE	POST	TOX	LOCATION
Sunday, July 03, 2016	1607159 *	9:40 AM	Natural	N	N	Residence
Sunday, July 03, 2016	1607160 *	7:15 PM	Natural	N	N	Residence
Monday, July 04, 2016	1607161 *	12:25 PM	Natural	N	N	Residence
Tuesday, July 05, 2016	1607162 *	12:58 AM	Accident	N	N	Residence
Tuesday, July 05, 2016	1607163 *	5:47 AM	Natural	N	N	Assisted Living
Thursday, July 07, 2016	1607164 *	6:50 AM	Natural	N	N	Residence
Thursday, July 07, 2016	1607165	12:30 PM	Natural	N	N	Residence
Monday, July 11, 2016	1607166	11:52 AM	Natural	N	N	State Park
Tuesday, July 12, 2016	1607167	9:30 AM	Natural	N	N	Residence
Wednesday, July 13, 2016	1607168	10:37 AM	Natural	N	N	Residence
Thursday, July 14, 2016	1607169	3:20 PM	Pending	Y	Y	Residence
Friday, July 15, 2016	1607170 *	4:30 AM	Natural	N	N	Residence
Friday, July 15, 2016	1607171 *	9:24 PM	Natural	N	N	Residence
Tuesday, July 19, 2016	1607172 *	7:59 AM	Natural	N	N	Assisted Living
Wednesday, July 20, 2016	1607173	11:05 AM	Pending	Y	Y	Residence
Wednesday, July 20, 2016	1607174 *	6:25 PM	Natural	N	N	Nursing Home
Thursday, July 21, 2016	1607175	11:20 AM	Natural	N	N	Residence
Saturday, July 23, 2016	1607176 *	7:15 AM	Natural	N	N	Residence
Sunday, July 24, 2016	1607177 *	10:57 PM	Natural	N	N	Residence
Monday, July 25, 2016	1607178 *	7:57 AM	Pending	Y	Y	Residence
Thursday, July 28, 2016	1607179	2:07 PM	Natural	N	N	Residence
Friday, July 29, 2016	1607180	11:48 AM	Natural	N	N	Residence
Sunday, July 31, 2016	1607181	2:15 PM	Natural	Y	Y	Residence
Sunday, July 31, 2016	1607182 *	12:25 AM	Natural	N	N	Residence
Sunday, July 31, 2016	1607183 *	6:58 PM	Natural	N	N	Residence

\* Denotes death which occurred outside normal business hours.

Percentage of calls which occurred outside of normal business hours      60%

**Statistics:**

FY 2016 Statistics		Stats for Same Period In FY 2015		Difference
2016 Total Deaths.....	183	Total Deaths.....	179	2%
Autopsies to Date.....	14	Autopsies....	14	
Toxicology Samples..	20	Toxicology Samples..	19	
Cremation Permits....	101	Cremation Permits...	105	-4%

**Coroner's Office Personnel Update:**

\* Deputy Coroner Purcell provided an orientation/training for Oswego Police Department Intern on July 20, 2016.

# **Kendall County Emergency Management Agency**

1102 Cornell Lane, Yorkville Illinois 60560

630-553-7500

Joseph T. Gillespie, Director

Tracy Page, Deputy Director

## **EMA Report**

**June 2016**

1. IDPH Statewide Exercise- Both Gillespie and Page participated
2. UCP to Marseilles
3. UCP to Oswego Prairie Fest
4. Fair and Rodeo Planning
5. ILEA Conf.
6. Continued with siren testing on the first Tuesday morning of the month
7. Continued with STARCOM testing first Tuesday morning of the month
8. Continued with WSPY EAS testing first Tuesday morning of the month

# **Kendall County Emergency Management Agency**

1102 Cornell Lane, Yorkville Illinois 60560

630-553-7500

Joseph T. Gillespie, Director

Tracy Page, Deputy Director

## **EMA Report**

**July 2016**

1. Quarterly Grant Documentation Submitted
2. UCP to Oswego Prairie Fest
3. Continued with siren testing on the first Tuesday morning of the month
4. Continued with STARCOM testing first Tuesday morning of the month
5. Continued with WSPY EAS testing first Tuesday morning of the month

# KENDALL COUNTY SHERIFF'S OFFICE

## MONTH-END REPORT



**June**

**2016**

## **OPERATIONS DIVISION**

	<b>June-15</b>	<b>June-16</b>
<b>POLICE SERVICES</b>		
Calls for Service	718	745
Police Reports	273	371
Total Arrests	140	174
<b>TRAFFIC SERVICES</b>		
Traffic Contacts	669	635
Traffic Citations Issued	264	307
DUI Arrests	5	10
Zero Tolerance	0	0
<b>TRAFFIC CRASH INVESTIGATIONS</b>		
Property Damage	41	36
Personal Injury	4	9
Fatalities	0	1
<b>TOTAL CRASH INVESTIGATIONS</b>	<b>45</b>	<b>46</b>
<b>VEHICLE USAGE</b>		
Total Miles Driven by Sheriff's Office	62,470.00	68,950.00
Vehicle Maintenance Expenditures	\$9,448.64	\$2,986.24
Fuel Expenditures	\$11,652.17	\$11,147.70
Fuel Gallons Purchased	4,669	4,950
<b>AUXILIARY DEPUTIES</b>		
Training/Meeting Hours	21	13
Ride-A-Long Hours	0	0
Auxiliary Hours	107.75	144.5
<b>TOTAL AUXILIARY HOURS</b>	<b>128.75</b>	<b>157.5</b>
<b>EVIDENCE/PROPERTY ROOM</b>		
New Items into Property Room	214	128
Disposal Orders Processed	76	72
Items Disposed Of	13	59
DVD/VHS Copy Requests	36	59
Items Sent to Crime Lab for Processing	3	31
Items Processed by Evidence Custodian	6	0
<b>COURT SECURITY</b>		
Entries	16,237	17,361
Items X-rayed	8,998	5,745
Bond Call	65	58
Kendall Prisoners	na	148
Other Prisoners	na	29
Arrests made at Courthouse	20	27
Contraband Refused	97	77

	June-15	June-16
<b>INVESTIGATIONS/COPS ACTIVITIES</b>		
Total Cases Assigned (Patrol/Invest)	24	44
Total Cases Closed (Patrol/Invest)	23	42
Total Current Open Cases (Patrol/Invest)	78	103
Community Policing Meetings/Presentations	16	18

## **CORRECTIONS DIVISION**

<b>JAIL POPULATION</b>		
New Intake Bookings	272	299
Inmates Released	269	273
Average Daily Population	114	129

<b>JAIL MEALS</b>		
Number of Meals Prepared	9,509	11,195
Price Per Meal	\$0.94	\$1.24

<b>INMATE TRANSPORTS</b>		
To and From Kendall County Courthouse	182	148
Other County Court Transports	0	10
Out of County Prisoner Pickups	37	33
To I.D.O.C	4	7
Medical/Dental Transports	1	5
Court ordered medical transports	na	0
Juvenile To and From Youth Homes/Courts	22	41
Federal Transports	na	12
<b>TOTAL INMATE TRANSPORTS</b>	<b>246</b>	<b>256</b>

<b>INMATE WORK CREWS</b>		
Number of Inmates	na	24
Number of Locations	na	6
Total Hours Worked	na	33

<b>OUT OF COUNTY HOUSING</b>		
Number of Inmates Housed for Other Jurisdictions	60	49
Amount Invoiced for Inmates Housed for Other Jurisdictions	\$53,460.00	\$64,440.00

<b>FEDERAL INMATES</b>		
Number of Federal Inmates Housed	na	9
Amount Invoiced for Housing	na	\$14,175.00
Amount Invoiced for Court Transport	na	\$2,621.80
Amount Invoiced for Medical Transport	na	\$194.98

	June-15	June-16
<b>MEDICAL BILLING</b>		
Medical Contractual Services	\$14,013.30	\$13,271.69
Prescriptions	\$348.42	\$9,016.33
Medical	\$82.59	\$44.22
Dental	\$0.00	\$0.00
Emergency Medical Services	\$0.00	\$0.00
Medical Supplies	\$177.78	\$0.00
<b>TOTAL MEDICAL BILLING</b>	<b>\$14,622.09</b>	<b>\$22,332.24</b>

<b>Outstanding FTA Fees</b>		
FTA Fees- Outstanding	na	\$75.00

<b>Sex Offender / Violent Offenders Against Youth Registrations</b>		
Sex Offender Registrations	7	11
Sex Offender - Address Verifications Completed	15	18
Sex Offender - Address Verification Attempted	na	44
Violent Offenders Against Youth Registrations	1	6
VOAY - Address Verification Completed	na	0
VOAY - Address Verification Attempted	na	0

## RECORDS DIVISION

<b>SHERIFF SALES</b>		
Sales Scheduled	77	61
Sales Cancelled	38	31
Sales Conducted	39	30

<b>CIVIL PAPERWORK</b>		
Papers Served	154	148

<b>REPLEVINS/LEVY</b>		
Replevin/Levy Scheduled	1	0
Replevin/Levy Conducted	1	0

<b>SUBPOENA/FOIA REQUESTS</b>		
Accident Reports	42	36
Background Checks	36	25
Incidents	89	47
Subpoenas	4	2
<b>Total Requests</b>	<b>171</b>	<b>110</b>

<b>WARRANTS</b>		
Total Warrants on File	1,767	1,708
New Warrants Issued	181	121
Total Warrants Served	133	136
Warrants Quashed	23	82

	June-15	June-16
<b>EVICTIIONS</b>		
Evictions Scheduled for Month	18	18
Evictions Cancelled	7	6
Evictions Conducted	11	12

<b>FEEES</b>		
Civil Process Fees	\$6,787.00	\$7,210.00
Sheriff Sales Fees	\$21,900.00	\$16,500.00
Records Fees/Fingerprinting	\$250.00	\$331.00
Bond Processing Fees	\$1,250.41	\$1,095.50
<b>Total Fees</b>	<b>\$30,187.41</b>	<b>\$25,136.50</b>

## KCSO TRAINING

### **CORRECTIONS DIVISION**

<b>NATURE OF TRAINING</b>		
Monthly CERT Training		40
Lexipol Daily Training Bulletins		40
Pat Search/Cell Extractions		124
Web Based Training		19
Bleeding Control for the Injured		93
Elderly Service Officer		31
Anti Harassment SAO Training		17
<b>TOTAL HOURS</b>	<b>103</b>	<b>365</b>

### **OPERATIONS DIVISION**

<b>NATURE OF TRAINING</b>		
Tactical/Rifle Qualifications		264
Acting Patrol Officer In Charge		32
Web Based Training		4
Enhanced Traffic Enforcement		16
Homeland Security Leadership Academy Glencoe, Ga		64
Elderly Service Officer		43
Anti Harassment SAO Training		14
Key Court Date Training		9.5
Recent Case Law: How It Affects Police Operations		8
Lexipol Daily Training Bulletins		51
<b>TOTAL HOURS</b>	<b>573</b>	<b>505.5</b>

### **COURT SECURITY**

<b>NATURE OF TRAINING</b>		
PPCT Instructor Re Cert		24
Anti Harassment SAO Training		1
Lexipol Daily Training Bulletins		11
<b>TOTAL HOURS</b>	<b>21</b>	<b>36</b>



	June-15	June-16
<b>CORRECTIONS/OPERATIONS COMBINED</b>		
<b>NATURE OF TRAINING</b>		
SRT		40
<b>TOTAL HOURS</b>	<b>75</b>	<b>40</b>
<b>RECORDS DIVISION</b>		
<b>NATURE OF TRAINING</b>		
Web Based Training		2.5
Anti Harassment SAO Training		2
Elderly Service Officer		1
<b>TOTAL HOURS</b>	<b>7.5</b>	<b>5.5</b>
<b>AUXILIARY</b>		
<b>TOTAL HOURS</b>	<b>8</b>	<b>0</b>
<b>CANCELLED CLASSES (DUE TO STATE BUDGET)</b>		
<b>TOTAL HOURS</b>		<b>0</b>

## HUMAN RESOURCES

<b>PERSONNEL</b>		
Terminations	0	0
Resignations	1	0
New Hires	2.5	1
Sworn Personnel	106.5	108
Non Sworn Personnel	11.5	10.5

# KENDALL COUNTY SHERIFF'S OFFICE

## MONTH-END REPORT



**July**

**2016**

## OPERATIONS DIVISION

<b>POLICE SERVICES</b>	<b>Jul-15</b>	<b>Jul-16</b>
Calls for Service	806	864
Police Reports	293	351
Total Arrests	149	142

<b>TRAFFIC SERVICES</b>		
Traffic Contacts	715	617
Traffic Citations Issued	369	269
DUI Arrests	5	3
Zero Tolerance	0	0

<b>TRAFFIC CRASH INVESTIGATIONS</b>		
Property Damage	28	32
Personal Injury	14	7
Fatalities	0	0
<b>TOTAL CRASH INVESTIGATIONS</b>	<b>42</b>	<b>39</b>

<b>VEHICLE USAGE</b>		
Total Miles Driven by Sheriff's Office	68,974.00	64,115.00
Vehicle Maintenance Expenditures	\$8,574.56	\$5,212.30
Fuel Expenditures	\$13,026.68	\$9,221.60
Fuel Gallons Purchased	na	4,772

<b>AUXILIARY DEPUTIES</b>		
Ride-A-Long Hours	0	12
Auxiliary Hours	42.5	37
<b>TOTAL AUXILIARY HOURS</b>	<b>42.5</b>	<b>49</b>

<b>EVIDENCE/PROPERTY ROOM</b>		
New Items into Property Room	145	122
Disposal Orders Processed	62	95
Items Disposed Of	143	57
DVD/VHS Copy Requests	74	23
Items Sent to Crime Lab for Processing	19	12
Items Processed by Evidence Custodian	6	0

<b>COURT SECURITY</b>		
Entries	16,301	15,161
Items X-rayed	6,947	5,360
Bond Call	55	52
Kendall Prisoners	na	117
Other Prisoners	na	19
Arrests made at Courthouse	30	18
Contraband Refused	83	88

**INVESTIGATIONS/COPS ACTIVITIES**

Total Cases Assigned (Patrol/Invest)	50	31
Total Cases Closed (Patrol/Invest)	26	50
Total Current Open Cases (Patrol/Invest)	90	91
Community Policing Meetings/Presentations	14	13

**CORRECTIONS DIVISION****JAIL POPULATION**

	Jul-15	Jul-16
New Intake Bookings	261	236
Inmates Released	249	244
Average Daily Population	126	130

**JAIL MEALS**

Number of Meals Prepared Kendall	10,940	2,298
Price Per Meal	\$0.95	\$1.49
Number of Meals Prepared Consolidated Food	na	8,901
Price Per Meal	na	\$1.26

**INMATE TRANSPORTS**

To and From Kendall County Courthouse	51	127
Other County Court Transports	2	4
Out of County Prisoner Pickups	32	27
To I.D.O.C	4	7
Medical/Dental Transports	13	3
Court ordered medical transports	na	0
Juvenile To and From Youth Homes/Courts	11	28
Federal Transports	na	9
<b>TOTAL INMATE TRANSPORTS</b>	<b>113</b>	<b>205</b>

**INMATE WORK CREWS**

Number of Inmates	na	0
Number of Locations	na	0
Total Hours Worked	na	0

**OUT OF COUNTY HOUSING**

Number of Inmates Housed for Other Jurisdictions	61	49
Amount Invoiced for Inmates Housed for Other Jurisdictions	\$69,420.00	\$60,060.00

**FEDERAL INMATES**

Number of Federal Inmates Housed	na	10
Amount Invoiced for Housing	na	\$20,775.00
Amount Invoiced for Court Transport	na	\$3,027.98
Amount Invoiced for Medical Transport	na	\$0.00

<b>MEDICAL BILLING</b>	<b>Jul-15</b>	<b>Jul-16</b>
Medical Contractual Services	\$14,013.30	\$12,770.19
Prescriptions	\$3,766.63	\$317.73
Medical	\$3.82	\$0.00
Dental	\$0.00	\$0.00
Emergency Medical Services	\$235.66	\$0.00
Medical Supplies	\$430.77	\$38.00
<b>TOTAL MEDICAL BILLING</b>	<b>\$18,450.18</b>	<b>\$13,125.92</b>

#### **Outstanding FTA Fees**

FTA Fees- Outstanding	na	\$300.00
-----------------------	----	----------

#### **Sex Offender / Violent Offenders Against Youth Registrations**

Sex Offender Registrations	10	9
Sex Offender - Address Verifications Completed	na	22
Sex Offender - Address Verification Attempted	5	33
Violent Offenders Against Youth Registrations	1	2
VOAY - Address Verification Completed	na	0
VOAY - Address Verification Attempted	na	3

## **RECORDS DIVISION**

#### **SHERIFF SALES**

	<b>Jul-15</b>	<b>Jul-16</b>
Sales Scheduled	51	36
Sales Cancelled	30	16
Sales Conducted	21	20

#### **CIVIL PAPERWORK**

Papers Served	121	203
---------------	-----	-----

#### **REPLEVINS/LEVY**

Replevin/Levy Scheduled	0	1
Replevin/Levy Conducted	0	1

#### **SUBPOENA/FOIA REQUESTS**

Accident Reports	26	33
Background Checks	26	35
Incidents	82	40
Subpoenas	1	1
<b>Total Requests</b>	<b>135</b>	<b>109</b>

#### **WARRANTS**

Total Warrants on File	1,773	1,657
New Warrants Issued	131	133
Total Warrants Served	106	113
Warrants Quashed	11	84

<b>EVICTIIONS</b>	<b>Jul-15</b>	<b>Jul-16</b>
Evictions Scheduled for Month	17	21
Evictions Cancelled	10	8
Evictions Conducted	7	13

<b>FEES</b>		
Civil Process Fees	\$9,768.00	\$10,814.00
Sheriff Sales Fees	\$15,600.00	\$12,000.00
Records Fees/Fingerprinting	\$170.00	\$273.75
Bond Processing Fees	\$880.92	\$280.00
<b>Total Fees</b>	<b>\$26,418.92</b>	<b>\$23,367.75</b>

## **KCSO TRAINING**

<b>CORRECTIONS DIVISION</b>	<b>Jul-16</b>
<b>NATURE OF TRAINING</b>	
Rapid Deployment Multi-Agency	264
Web Based Training	6
Police Mountain Bike Course	32
CERT Monthly Training	60
Lexipol Daily Training Bulletins	26.25
<b>TOTAL HOURS</b>	<b>388.25</b>

<b>OPERATIONS DIVISION</b>	
<b>NATURE OF TRAINING</b>	
Rapid Deployment Multi-Agency	344
Weapon Qualifications	8
Training Video NEMRT	13
Police Mountain Bike Course	32
K-9 Recertification	16
SAO Monthly Key Date Training	8.25
Stops: Strategies and Tactics of Patrol Stops	16
Use of Force for Sergeants and Lieutenants	8
Web Based Training	1.5
Lexipol Daily Training Bulletins	34.5
<b>TOTAL HOURS</b>	<b>481.25</b>

<b>COURT SECURITY</b>	
<b>NATURE OF TRAINING</b>	
Rapid Deployment Multi-Agency	8
Web Based Training	3
Weapon Qualifications	2
Lexipol Daily Training Bulletins	7.5
<b>TOTAL HOURS</b>	<b>20.5</b>

**CORRECTIONS/OPERATIONS COMBINED****NATURE OF TRAINING**

SRT		40
	<b>TOTAL HOURS</b>	<hr/> 40

**RECORDS DIVISION****NATURE OF TRAINING**

Basic Excel Course		6
	<b>TOTAL HOURS</b>	<hr/> 6

**AUXILIARY**


Training		0
	<b>TOTAL HOURS</b>	<hr/> 0
	<b>Jul-15</b>	<b>Jul-16</b>



# Kendall County

## Office of the Sheriff

Dwight A. Baird, Sheriff  
1102 Cornell Lane Yorkville Illinois 60560  
Phone: 630-553-7500 Fax: 630-553-1972  
[www.co.kendall.il.us/sheriff](http://www.co.kendall.il.us/sheriff)



**TO:** Public Safety Chairman Matthew Prochaska  
**FROM:** Undersheriff Harold O. Martin III  
**SUBJECT:** Discussion on Civil Process Hours  
**DATE:** August 2<sup>nd</sup>, 2016  
**CC:** file

---

Sheriff Baird and I would like to discuss the hours that Civil Process is open at the Courthouse. The hours are currently 8:00 a.m. to 4:30 p.m. We would like to adjust the hours to 8:00 a.m. to 4:00 p.m. This would allow for us to be to cover the hours that Civil Process is open without having to have a ½ hour of Comp/Over-time each day.