

## Kendall County Circuit Clerk Report

**March Update:** In the month of March, the Circuit Clerks Office worked on implementing the new Manual of Recordkeeping that were effective on 1/1/2022, the final edition was given to us in March. Among the changes is a new way of calculating closure dates on Juvenile Cases Types along with Guardianships. Handling updates to eFile along with their new on file software. We had we hired 1 new employee for vacancy. We anticipate a further two vacancies in April due to employees moving on to new Jobs. We continue to post an open job listing.

### Judicial Case Statistics

		JAN	FEB	MAR
AD	Adoption	1	2	3
CA	Court Administration	1	0	0
CC	Contempt of Court	2	1	0
CF	Criminal Felony	54	29	46
CH	Chancery	1	1	1
CL	Civil Law Violation	1	0	1
CM	Criminal Misdemeanor	18	26	26
CV	Conservation Violation	1	0	1
DC	Dissolution with Children	22	16	20
DN	Dissolution without Children	13	6	18
DT	DUI	24	22	19
DV	Domestic Violence	18	13	13
ED	Eminent Domain	0	0	0
EV	Eviction	24	18	31
FA	Family	12	24	28
FC	Foreclosure	12	18	31
GC	Government Corporation	0	0	0
GR	Guardianship	9	2	6
JV	Juvenile	0	0	0
JA	Juvenile Abuse/Neglect	5	6	6
JD	Juvenile Delinquency	8	19	23
LA	Law	6	13	11
LM	Law Magistrate	24	11	36
MH	Mental Health	2	1	0
MR	Misc. Remedy	7	6	9
MT	Major Traffic	105	106	112
MX	Misc. Criminal	20	9	21
OP	Order of Protection	20	33	33
OV	Ordinance Violation	2	0	2
PR	Probate	13	6	16
SC	Small Claims	114	63	124
TR	Traffic	276	288	352
TX	Tax	6	6	1
QC	Quasi-Criminal	0	0	0
WI	Wills	22	19	10
XX	Misc	2	1	0
		<b>845</b>	<b>765</b>	<b>1000</b>

**ASSESSMENT RATIOS ADJUSTED FOR CHANGES  
NON-GROUPED TOWNSHIPS  
THROUGH 2021 - BOARD OF REVIEW**

URBAN BY TWP.	2019	2020	2021	3 YEAR AVE.	X 2022 FACTOR	= ADJ. AVE.
BIG GROVE	34.10	32.37	26.32	30.93	1.0776	33.33
BRISTOL	33.45	32.39	28.08	31.31	1.0645	33.33
FOX	35.78	31.32	27.12	31.41	1.0611	33.33
KENDALL	33.31	32.35	27.38	31.01	1.0748	33.33
LIS/NASY/SEWARD	33.52	31.81	27.96	31.10	1.0717	33.33
LITTLE ROCK	33.41	32.61	27.79	31.27	1.0659	33.33
OSWEGO	33.51	32.87	28.47	31.62	1.0541	33.33
URBAN WTD.	33.49	32.53	28.12	31.38	1.0621	33.33

18-Apr-22

\\EXCEL\SALES\2021\SA215NG.123

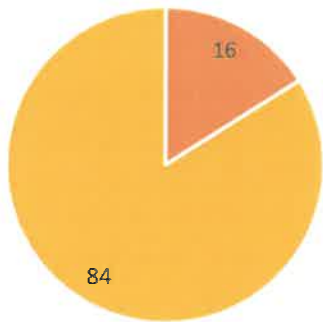
PTAB 215



# 2022 Workforce Diversity Report

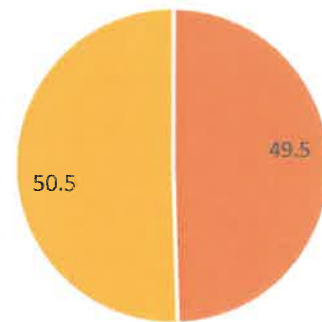
## Gender

Health Department



Male Female

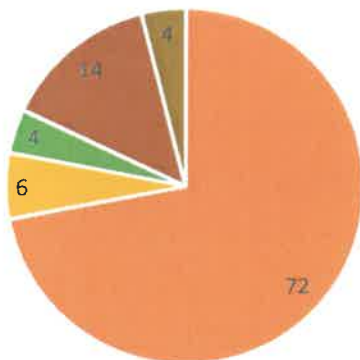
Kendall County



Male Female

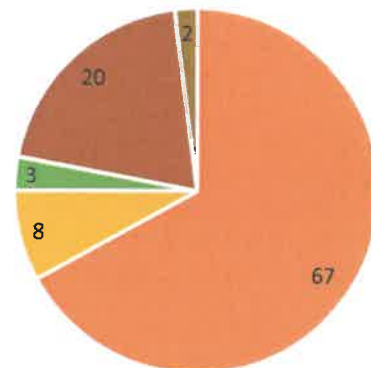
## Ethnicity

Health Department



White/Caucasian Black/African American  
Asian Latino  
2 or more

Kendall County



White/Caucasian Black/African American  
Asian Latino  
2 or more