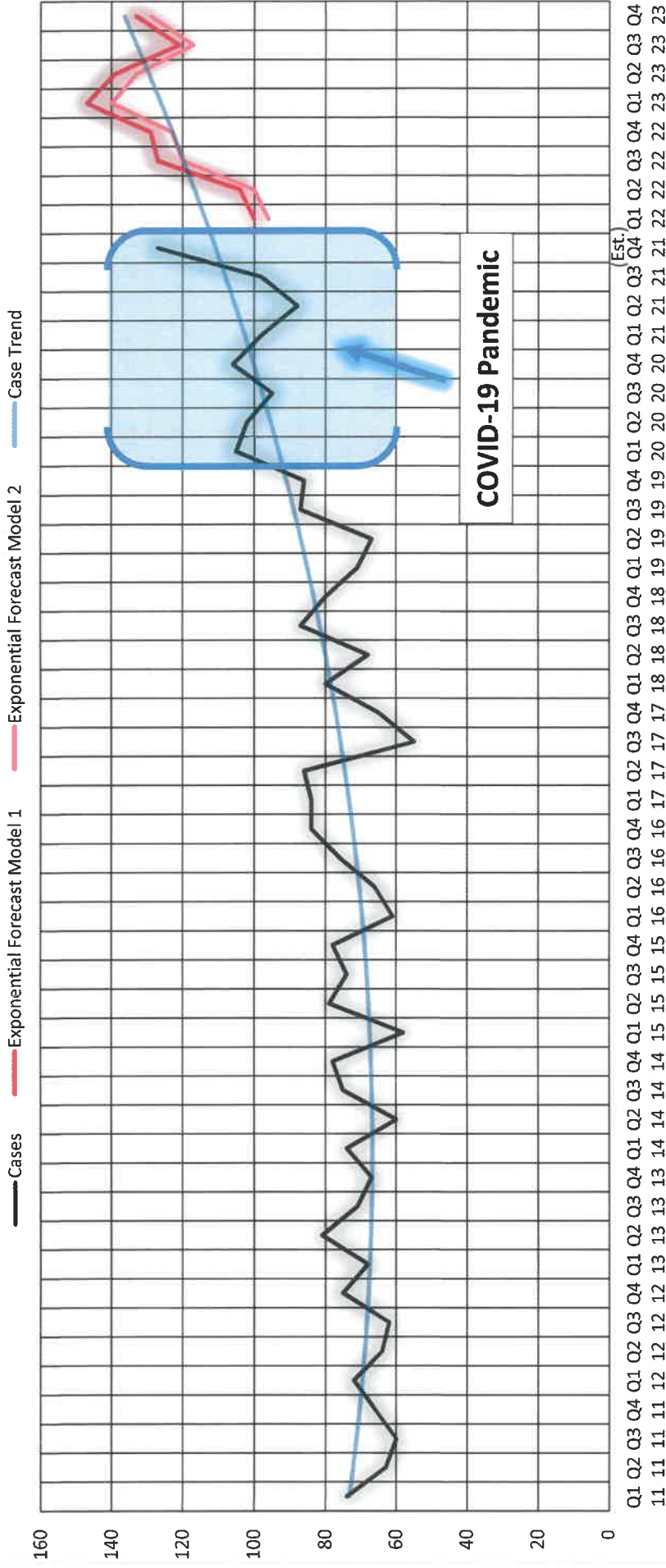


# Kendall County Coroner's Office - Case Trends

## 2011 - 2021 Case Trends

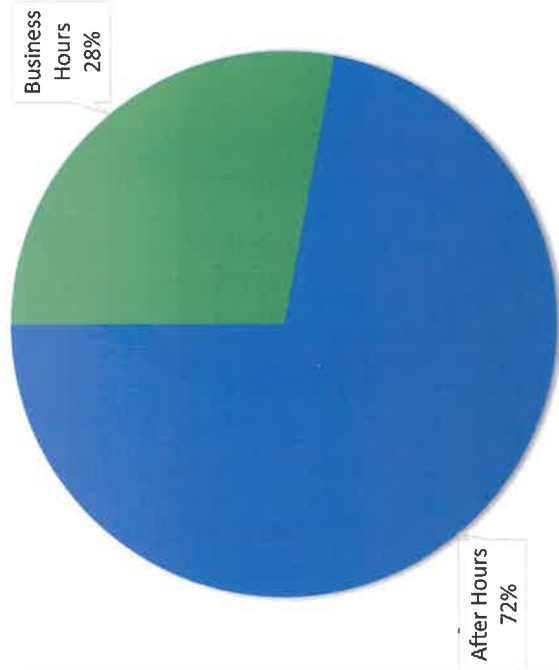


	2011	2012	2013	2014	2015	2016	2017	2018	2019	2020	2021
Quarter 1	74	72	68	74	58	61	84	80	71	105	98
Quarter 2	63	64	81	60	79	66	86	68	67	102	88
Quarter 3	60	62	71	75	74	76	55	87	87	95	98
Quarter 4	66	75	67	78	78	84	65	80	86	106	127
Yearly Total	263	273	287	287	289	287	290	315	311	408	411
Increase Year to Year		4%	5%	0%	1%	-1%	1%	9%	-1%	31%	1%
Increase vs. 2011		4%	9%	9%	10%	9%	10%	20%	18%	55%	56%
Increase vs. 2015						-1%	0%	9%	8%	41%	42%
Increase vs. 2019 (COVID)										31%	32%

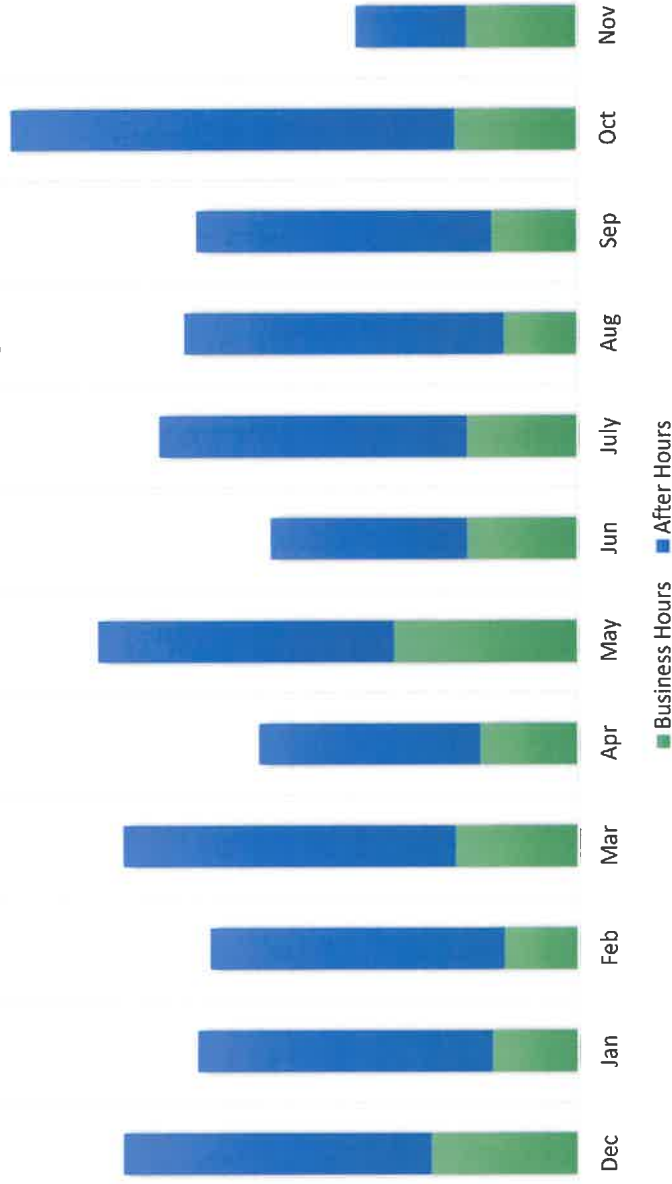
(Estimated) (Estimated)

# Kendall County Coroner's Office – Call Periods

FY2021 Total



Calls FY2021 - Business vs. After Hours / Weekends



FY 2021	Dec	Jan	Feb	Mar	Apr	May	Jun	Jul	Aug	Sep	Oct	Nov	TOTAL
Business-Hours	12	7	6	10	8	15	9	9	6	7	10	9	108
After-Hours	25	24	24	27	18	24	16	25	26	24	36	9	278
% After Hours	68%	77%	80%	73%	69%	62%	64%	74%	81%	77%	78%	50%	72%

# of Hrs.
1845
6950