



**COUNTY OF KENDALL, ILLINOIS**  
**COMMITTEE OF THE WHOLE**  
**Kendall County Office Building, 111 W. Fox Street**  
**County Board Room 209, Yorkville, IL 60560**  
**Thursday, October 24, 2024, at 4:00 p.m.**  
**MEETING AGENDA**

1. Call to Order
2. Roll Call: Matt Kellogg (Chairman), Scott Gengler, Brian DeBolt, Seth Wormley, Jason Peterson, Ruben Rodriguez, Zach Bachmann, Brooke Shanley, Elizabeth Flowers, Dan Koukol
3. Approval of Agenda
4. Approval of Claims
5. Committee Reports and Updates
  - A. Personnel Reports (Pg.2)
  - B. ARPA Filing Update (Pg.4)
  - C. Opioid Filing Update (Pg.6)
6. New Committee Business
  - A. FY24-FY26 ARPA External Entities Update (Pg.12)
  - B. FY24-FY26 ARPA Obligation Status (Pg.13)
  - C. Approval of amendment to the October 17, 2023, grant agreement for disbursement and use of Kendall County Americans Rescue Plan Act Funds with Lisbon Township (Pg.14)
  - D. Discussion Village of Newark
  - E. Discussion of Kendall Area Transit (Pg.17)
  - F. Approval of FY2024 Opioid Fund Applications (Pg.19)
  - G. Approval of Fiscal Year 2024 Budget Amendment (Pg.29)
  - H. Approval of Kendall County Fiscal Year 2025 Budget (Pg.44)
  - I. Approval of Kendall County Fiscal Year 2025 Capital (Pg.55)
7. Old Committee Business
8. Chairman's Report
9. Public Comment
10. Executive Session
11. Items for Committee of the Whole
12. Action Items for County Board
13. Adjournment

*If special accommodation or arrangements are needed to attend this County meeting, please contact the Administration Office at 630-553-4171, a minimum of 24 hours prior to the meeting time.*

## Treasurer's Employee Status Report as of 10.4.24

Name	Department	Date	Job Title / Reason for Pay Change	Pay Rate	Budget Charged	GL Org
<b>New Hires:</b>						
Scott McTurner	FP	9/7/2024	Grounds Maintenance	\$42,000.00	FP	190011
Vincent Vizza	FP	9/9/2024	Grounds Maintenance	\$17.00 / Hour	FP	190011
Diana LaValle	HHS	9/9/2024	Public Health Nurse	\$51,000.00	HHS	120513
Gudalupe Vizcarra	SAO	9/10/2024	Intern	\$15.00 / Hour	SAO	11002120
Bryon Booker	FP	9/11/2024	Horsemanship Instructor	\$14.00 / Hour	FP	190011
Gabrielle Behrens	Animal Ctrl	9/12/2024	Kennel Technician	\$15.91 / Hour	Animal Ctrl	130101
Emily Heiden	Animal Ctrl	9/16/2024	Kennel Technician	\$18.25 / Hour	Animal Ctrl	130101
Michael Greiff	FP	9/26/2024	Grounds Maintenance	\$17.00 / Hour	FP	190011
<b>Union/Step Increases:</b>						
John Undesser	Sheriff	9/11/2024	September Pay Increase	Increase from \$89,689.10 to \$93,675.44	Sheriff	11002009
Joseph Fernandez	Sheriff	9/8/2024	September Pay Increase	Increase from \$73,743.73 to \$77,730.08	Sheriff	11002009
Kirsten Gackowski	Sheriff	9/9/2024	September Pay Increase	Increase from \$77,730.08 to \$81,716.36	Sheriff	11002009
William Linder	KenCom	9/9/2024	Pay raise per union contract	Increase from \$32.53 to \$33.51 / hour	KenCOM	910024
Pamela Krantz-Lee	Corrections	9/24/2024	September Pay Increase	Increase from \$98,032.78 to \$98,344.78	Corrections	11002010
Chris Phillips	Corrections	9/26/2024	September Pay Increase	Increase from \$100,528.78 to \$100,840.78	Corrections	11002010
Bryan Harl	Sheriff	9/29/2024	September Pay Increase	Increase from \$114,439.25 to \$114,751.25	Sheriff	11002009
Michael Denyko	Sheriff	9/29/2024	September Pay Increase	Increase from \$104,332.79 to \$104,644.79	Sheriff	11002009
Frank Pavlik	Patrol	9/30/2024	September Pay Increase	Increase from \$106,204.79 to \$106,516.79	Sheriff	11002009
Scott Moran	Patrol	10/1/2024	October Pay Increase	Increase from \$116,623.25 to \$116,935.25	Sheriff	11002009
Scott Valencik	Corrections	10/2/2024	October Pay Increase	Increase from \$113,355.85 to \$113,667.85	Corrections	11002010
<b>Title / Salary Changes:</b>						
William Curry	Corrections	9/21/2024	Rank and Pay Change	Decrease from \$120,673 to \$113,979.85	Corrections	11002010
Casey Cantwell	Corrections	9/21/2024	Rank and Pay Change	Increase from \$98,968.78 to \$113,979.85	Corrections	11002010
Andrew Gagner	VAC	10/3/2024	Promotion to Asst. Super.	Increase to \$60,672.00	VAC	131712
<b>Terminations:</b>						
Blake Salek	FP	9/19/2024	Resignation		FP	190011
Erin Doles	FP	9/20/2024	Resignation		FP	190011
Amy Pozzie	County Clerk	9/20/2024	Resignation		County Clerk	11000607

Name	Department	Date	Job Title / Reason for Pay Change	Pay Rate	Budget Charged	GL Org
<b>Terminations:</b>						
Kellie Deane	Circuit Clerk	9/27/2024	Resignation		Circuit Clerk	11000314
Mary McCarron	HHS	9/27/2024	Retirement		HHS	120513
Jetzemanith Rojas	HHS	9/27/2024	Resignation		HHS	120513
Vernon Fatima	PBZ	9/30/2024	Resignation		PBZ	11001902
Amanda Wolfe	GIS	10/4/2024	Resignation		GIS	131712
Nicole Jungnickel	Probation	10/4/2024	Resignation		Probation	11001618



# Certification

[Introduction templates](#)

[Recipient profile](#)

[Project overview](#)

[Subrecipient beneficiary contractors](#)

[Subawards/ payments](#)

[Expenditure](#)

[Recipient summary](#)

[Certification](#)

## Project overview status

	Project status	Obligation status	Expenditure status
Complete	111	111	111
Incomplete	0	0	0

## Review



Total adopted budget	Total obligations	Total expenditures
\$8,662,160.97	\$22,661,023.04	\$21,181,381.69

Remaining funding that will be lost if not reported obligated by December 31, 2024 (Calculation based off of Total Allocation amount minus Total obligations)

\$2,393,771.96

Total number of projects: 111  
 Total number of subawards: 19  
 Total number of expenditures: 410

## Federal Audit Clearinghouse (FAC)

Have you expended \$750,000 or more in federal award funds during your most recently completed fiscal year? ⓘ

Have you submitted a single audit or program specific audit report to the Federal Audit Clearinghouse (FAC)? ⓘ

## Alternative Compliance Examination Engagement (ACEE)

For certain entities that may be new to expending more than \$750,000 in federal awards and are now subject to Single Audit Act requirements, the U.S. Department of the Treasury (Treasury), together with the Office of Management and Budget and

> Help

### Record Details

Status Submitted

Report Name SLT-3551 - P&E Report - Q2 2024

Report Type Project and Expenditure Report

Report Period Quarter 2 2024 (April-June)

Reporting Period Start Date 4/1/2024

Reporting Period End Date 6/30/2024

Submission Deadline 7/31/2024 11:59 PM

Allocated Amount \$25,054,795.00

Unsubmit

other stakeholders, developed the Alternative Compliance Examination Engagement (ACEE).

For qualified SLFRF recipients, the ACEE is a voluntary alternative to a required full Single Audit that is less burdensome, but still upholds good stewardship by focusing on Activities Allowed and Unallowed and Allowable Cost/Cost Principles.

Would you like to submit an ACEE instead of the Single Audit?

## Statement

I certify that the information provided is accurate and complete after reasonable inquiry of people, systems, and other information available to the SLFRF recipient. The undersigned acknowledges that any materially false, fictitious, fraudulent statement, or representation (or concealment or omission of a material fact) in this submission may be the subject of criminal prosecution under the False Statements Accountability Act of 1996, as amended, 18 USC 1001, and also may subject me and the SLFRF Recipient to civil penalties, damages, and administrative remedies for false claims or otherwise (including under 31 USC 3729 et seq.). The undersigned is an authorized representative of the SLFRF Recipient with authority to make the above certifications and representations on behalf of the SLFRF recipient.

By signing this report, the authorized representative for reporting acknowledges in accordance with 31 CFR 35.4(c) that recipients shall provide to the Secretary periodic reports providing detailed accounting of the uses of funds, as applicable, all modifications to a State's or Territory's tax revenue sources, and such other information as the Secretary may require for the administration of this program. In addition to regular reporting requirements, the Secretary may request other additional information as may be necessary or appropriate, including as may be necessary to prevent evasions of the requirements of this program. False statements or claims made to the Secretary may result in criminal, civil, or administrative sanctions, including fines, imprisonment, civil damages and penalties, debarment from participating in Federal awards or contracts, and/or any other remedy available by law.

### Name of submitted user

**The information for the currently signed in user will populate as the authorizer of this submittal. Only those in role of authorized representative for reporting or authorized representative on the submission record will have access to certify and submit.**

Name:  
Jennifer karales

Telephone:  
(630) 553-4171 (tel:6305534171)

Title:  
Budget and Finance Coordinator

Email:  
jekarales@co.kendall.il.us  
(mailto:jekarales@co.kendall.il.us)

Date Submitted  
7/11/2024 4:40 PM

# Local Government Unit Opioid Settlements Funds Quarterly Reporting Tool

## 1. Entity reporting

**Enter the county or municipality. Begin typing the first letters to narrow the options available to you and select the appropriate option.**

Kendall County

## 2. Respondent information

**Enter information about the person completing this form.**

**2a. Respondent first name**

Jennifer

**2b. Respondent last name**

Breault

**2c. Respondent title**

Finance and Budget Analyst

**2d. Is an outside counsel, accounting firm, or other organization completing this form?**

No

**2e. Name of outside counsel, accounting firm, or other organization completing this form**

## 3. Contact information

**Enter the name, phone number, and email address for the individual we should contact for questions about this report.**

**3a. Contact first name**

Jennifer

**3b. Contact last name**

Breault

**3c. Contact title**

Finance and Budget Analyst

**3d. Contact phone number**

6305534171

**3e. Contact email address**

jekarales@kendallcountyil.gov

## 4. Reporting period

## Enter the calendar year and quarter for which you are reporting.

**4a. Calendar year**

2024

**4b. Quarter**

Quarter 3

**5a. Total received**

96490.34

## 6. Itemization of payments received

### Itemize payments received in the quarter you are reporting.

**Payment date**

08/07/2024

**Payment amount**

52548.81

### Source of payment

Unknown

**Payment date**

08/07/2024

**Payment amount**

15312.00

### Source of payment

Allergan

**Payment date**

08/07/2024

**Payment amount**

13568.41

### Source of payment

CVS

**Payment date**

08/07/2024

**Payment amount**

15061.12

### Source of payment

Teva

**7. Have opioid settlement funds been expended this quarter?**  
If you have expended funds in the quarter for which you are reporting, you will be asked to itemize approved and non-approved abatement expenditures in the following questions. These amounts must equal the total expenditures reported here for the quarter. If they do not, you will receive an error and must revise.

Yes

**7a. Total expended**

20138.12

**8. Have opioid settlement funds been expended on approved abatement uses this quarter?**

Yes

**9. Itemization of approved abatement program expenditures**

**For each of your approved expenditures, report on the following. Please note, you may report in an approved use category AND a core strategy category, and you are encouraged to do so when appropriate. However, you MUST report all approved expenditures in an approved use category.**

**If the expenditure can be applied to more than one approved use and/or core strategy, please select the strategy that most closely aligns with the primary objective of the expenditure. You can add further information in a text box at the end of this section.**

**9a. Approved use category (A-L)**

Select the approved use category (A-L) that most closely aligns with the primary objective of the expenditure. Begin typing to narrow the options available to you and select the appropriate options. This field is required.

B. Support People in Treatment and Recovery

**9b. Approved uses subparagraph**

Select the approved use subparagraph (A-, B-, C-). If your approved use does not have a matching subparagraph, select "Other" and describe the expenditure in the available text box. Narrow your options by typing your category letter, followed by a dash (i.e. 'A-', 'B-', 'C-', and so on).

B-1. Provide comprehensive wrap-around services to individuals with OUD and any co occurring SUD/MH conditions, including housing, transportation, education, job placement, job training, or childcare.

**If you answered "Other," please describe:**

**9c. Core strategy category (A-I)**

Select the core strategy, if applicable. If it is not a core strategy, then select "Not a Core Strategy."

B. Medication Assisted Treatment/Medication Assisted Recovery



**9d. Core strategy subparagraph**

Select a core strategy subparagraph. If you selected "Not a Core Strategy" in 9c, select "Not Applicable." Select "Other" if your core strategy does not have a matching subparagraph. Narrow your options by typing your category letter, followed by a dash (i.e. 'A-', 'B-', 'C-', and so on).

B-1. Increase distribution of MAR to individuals who are uninsured or whose insurance does not cover the needed service

If you answered "other," please describe:

**9e. Amount expended**

735

Do you believe that this expenditure could relate to other Approved Use or Core Strategy categories and sub-paragraphs? If so, please list and describe the other categories and sub-paragraphs below:

**9a. Approved use category (A-L)**

Select the approved use category (A-L) that most closely aligns with the primary objective of the expenditure. Begin typing to narrow the options available to you and select the appropriate options. This field is required.

G. Prevent Misuse of Opioids

**9b. Approved uses subparagraph**

Select the approved use subparagraph (A-, B-, C-). If your approved use does not have a matching subparagraph, select "Other" and describe the expenditure in the available text box. Narrow your options by typing your category letter, followed by a dash (i.e. 'A-', 'B-', 'C-', and so on).

G-1. Funding media campaigns to prevent opioid misuse.

If you answered "Other," please describe:

**9c. Core strategy category (A-I)**

Select the core strategy, if applicable. If it is not a core strategy, then select "Not a Core Strategy."

G. Prevention Programs

**9d. Core strategy subparagraph**

Select a core strategy subparagraph. If you selected "Not a Core Strategy" in 9c, select "Not Applicable." Select "Other" if your core strategy does not have a matching subparagraph. Narrow your options by typing your category letter, followed by a dash (i.e. 'A-', 'B-', 'C-', and so on).

G-1. Funding for media campaigns to prevent opioid use (similar to the FDA's "Real Cost" campaign to prevent youth from misusing tobacco);

If you answered "other," please describe:

**9e. Amount expended**

18832.00

Do you believe that this expenditure could relate to other Approved Use or Core Strategy categories and sub-paragraphs? If so, please list and describe the other categories and sub-paragraphs below:

**9a. Approved use category (A-L)**

Select the approved use category (A-L) that most closely aligns with the primary objective of the expenditure. Begin typing to narrow the options available to you and select the appropriate options. This field is required.

D. Address the Needs of Criminal Justice-involved Persons

**9b. Approved uses subparagraph**

Select the approved use subparagraph (A-, B-, C-). If your approved use does not have a matching subparagraph, select "Other" and describe the expenditure in the available text box. Narrow your options by typing your category letter, followed by a dash (i.e. 'A-', 'B-', 'C-', and so on).

D-2. Support pre trial services that connect individuals with OUD and any co occurring SUD/MH conditions to evidence informed treatment, including MAT, and related services.

If you answered "Other," please describe:

**9c. Core strategy category (A-I)**

Select the core strategy, if applicable. If it is not a core strategy, then select "Not a Core Strategy."

H. Harm Reduction & Syringe Service Programs

**9d. Core strategy subparagraph**

Select a core strategy subparagraph. If you selected "Not a Core Strategy" in 9c, select "Not Applicable." Select "Other" if your core strategy does not have a matching subparagraph. Narrow your options by typing your category letter, followed by a dash (i.e. 'A-', 'B-', 'C-', and so on).

H-1. Provide comprehensive syringe services programs with more wrap around services, including linkage to OUD treatment, access to sterile syringes and linkage to care and treatment of infectious diseases.

If you answered "other," please describe:

**9e. Amount expended**

571.12

Do you believe that this expenditure could relate to other Approved Use or Core Strategy categories and subparagraphs? If so, please list and describe the other categories and sub-paragraphs below:

**10. Total approved abatement expenditures for this quarter**

20138.12

**11. Have opioid settlement funds been expended on NON-abatement uses this quarter?**

No

**12. Itemization of any non-abatement expenditures for this quarter**

**For each of your non-abatement use expenditures, report on the following.**

12a. Description of use

12b. Amount expended

**13. Total of non-abatement expenditures**

# Opioid Fund

Finance Committee 10/22/2024

FY23 Beginning Balance	\$	82,154
FY23 Revenues		204,260
FY23 Expense		76,548
<hr/>		
FY23 Ending Balance & FY24 Beking Balance	\$	209,867
<hr/>		
FY24 Reveues		365,906
FY24 Expenditure		61,800
<hr/>		
FY24 Ending Balance	\$	513,974
<hr/>		

**ARPA Outstanding Projects**

Date I followed up	Next Date to reach out	Name	Amount Awarded	Amount Spent	Balance Remaining	Date Funds need to be spent	Notes
10/11/2024	11/20/2024	Fox Valley YMCA	94,956	-	94,956	12/20/2024	Plan to spend funds by 12/20
10/11/2024		City of Plano	325,000	325,000	-	12/20/2024	Complete
10/11/2024	11/20/2024	Village of Lisbon	45,000	28,625	16,375	12/20/2024	Plans to Spend the rest in November
10/11/2024	11/6/2024	Lisbon Township	32,738	32,738	-	12/20/2024	Once Amended Contract is signed will be compl
10/11/2024	11/20/2024	Village of Oswego-Brookside Water I	225,000	16,732	208,268	12/20/2024	
10/11/2024		Steward Township	32,639	32,639	-	12/20/2024	Spent All
10/11/2024	11/20/2024	Kendall County Fairgrounds	29,345	-	29,345	12/20/2024	
10/11/2024	10/27/2024	Village of Newark	58,875	-	58,875	12/20/2024	
10/11/2024		Boulder Hill	2,000,000	2,529,194	-	12/20/2024	Spent all
10/11/2024	11/20/2024	Village of Oswego	500,000	35,426	464,574	12/20/2024	
10/11/2024	11/20/2024	Drainage District-Yorkville	500,000	289,237	210,763	12/20/2024	
10/11/2024		Kendall 211 Inc.	40,000	40,000	-	10/1/2024	
	10/27/2024	Kendall 211 Inc.	28,500	-	28,500	12/20/2024	
		Kendall 211 Inc.	20,000	-	20,000	12/20/2025	
			<u>\$ 3,932,053</u>	<u>\$ 3,329,592</u>	<u>\$ 1,131,656</u>		

## American Rescue Plan Act (ARPA) Overview

10/22/2024

**Beginning Balance** \$ **25,054,796**

### Expenditures

1 FY21 Expenditures	\$ 2,389,878	
2 FY22 Expenditures	4,221,338	
3 FY23 Expenditures	14,320,639	
4 FY24 Expenditures -October 16th	2,232,513	
Total Expenditures Currently Spent		<u>23,164,368</u>

**Current Balance September** \$ **1,897,139**

### Future Allocations

5 FY24 Salaries		
6 Administration		88,000
7 HHS		4,153
8 Circuit Clerk		16,846
9 Coroner		7,600
10 Public Defender		10,431
11 States Attorney		13,538
12 FY24 Benefits		20,348
13 Kendall 211		48,500
14 EDR Replacement		35,000
15 Fiber Mod Upgrade		40,000
16 PMG FY24		998
17 PMG FY25		5,988
18 Mental Health Court Salaries		3,554
19 Mental Health Court Benefits		479
20 Mental Health Invoices		2,230
21 Broadband		692,683
23 Admin HVAC Building Compressor		16,360
24 Kendall Building Phase 2		800,000
25 CH VAV's		120,000
26 CH AC Unit 1		90,000

**Total Allocation FY24-26** \$ **2,016,708**

**FY26 Ending Balance** \$ **(119,568.68)**

ARPA Interest YTD \$ 618,303.03



## Kendall County Agenda Briefing

---

**Meeting Type:** Committee of the Whole  
**Meeting Date:** 10/24/2024  
**Subject:** **Approval of Amendment ARPA Agreement**  
**Prepared by:** **Jennifer Karales**  
**Department:** **Administration**

---

**Action Requested:**

Approval of amendment to the October 17, 2023, grant agreement for disbursement and use of Kendall County Americans Rescue Plan Act Funds with Lisbon Township

**Board/Committee Review:**

COW 10/2024/2024

**Fiscal impact:**

N/A

---

**Background and Discussion:**

In October 2023, Lisbon Township received approval for \$32,738 designated for the installation of a well, septic system, and ventilation system. The Township is now seeking to amend the agreement to reallocate the entire amount of \$32,738 for use solely on the installation of the well and septic system.

**Staff Recommendation:**

Approval of amendment to the October 17, 2023, grant agreement for disbursement and use of Kendall County Americans Rescue Plan Act Funds with Lisbon Township

**Attachments:**

Amendment grant agreement

**AMENDMENT TO THE OCTOBER 17, 2023 GRANT AGREEMENT FOR  
DISBURSEMENT AND USE OF KENDALL COUNTY’S AMERICAN  
RESCUE PLAN ACT FUNDS**

THIS AMENDMENT (“Amendment”) modifies the grant agreement between the County of Kendall, Illinois, a unit of local government (“County”), and Lisbon Township, a unit of local government (“Grantee”), approved October 17, 2023 (the “Agreement”). For purposes of this Amendment, the County and Grantee shall hereinafter collectively be referred to as “the Parties”.

**RECITALS**

WHEREAS, the County and the Grantee entered into an Agreement whereby the County agreed to distribute to Grantee Thirty-Two Thousand Seven Hundred Thirty-Eight Dollars (\$32,738.00) from the Coronavirus State and Local Fiscal Recovery Funds the County received from the federal government under the American Rescue Plan Act of 2021; and

WHEREAS, Grantee can spend those funds only for the specific purposes designated in the Agreement; and

WHEREAS, pursuant to the Agreement, Grantee can spend \$12,400.00 for the installation of a well and septic system for its township office building and \$20,388.00 for the installation of a ventilation system in the building; and

WHEREAS, Grantee now seeks to modify the Agreement to reallocate the amounts so that the full amount of \$32,738.00 in Grant funds may be spent on installation of the well and septic system; and

WHEREAS, the County agrees to a modification to Grantee’s permitted use of the Grant funds; and

WHEREAS, the total amount awarded to Grantee, \$32,738.00, shall not be changed.

NOW THEREFORE, the Agreement is amended as follows, effective upon acceptance by both Parties:

1. The recitals set forth above are incorporated into this Amendment by reference and made a part thereof.
2. Subsection 2(a) of the October 17, 2023 Agreement shall be replaced in its entirety by the following:

“Pursuant to the terms and conditions set forth in this Agreement, the County agrees to disburse a portion of its Recovery Funds to Grantee in the total amount of Thirty-Two Thousand Seven Hundred Thirty-Eight Dollars and Zero Cents (\$32,738.00). Said funds shall be used by Grantee for the purpose of installing a well and septic system for its Building. Said amounts actually disbursed to Grantee shall hereinafter be referred to as ‘Grant funds.’ Grant funds shall not be used for land acquisition or to purchase any replaceable filters.”

3. Subsection 3(a) of the October 17, 2023 Agreement shall be replaced in its entirety by the following:

“Grantee understands and agrees it shall use the Grant funds only for the purpose of installing a well and septic system for its Building.”

4. Except as specifically modified by this Amendment, the Agreement remains in full force and effect.

**AMENDMENT AGREED TO AND ACCEPTED**

**KENDALL COUNTY, ILLINOIS**

**LISBON TOWNSHIP**

\_\_\_\_\_  
Matt Kellogg  
Kendall County Board Chair

\_\_\_\_\_  
Township Supervisor

Attest: \_\_\_\_\_  
Debbie Gillette  
Kendall County Clerk

Attest: \_\_\_\_\_

Date: \_\_\_\_\_

Date: \_\_\_\_\_





## Kendall County Agenda Briefing

---

**Meeting Type:** Finance  
**Meeting Date:** 10/24/2024  
**Subject:** Kendall Area Transit  
**Prepared by:** Jennifer Breault, PCOM  
**Department:** Administration

---

**Action Requested:**

Committee Approval

**Board/Committee Review:**

N/A

**Fiscal impact:**

\$53,995.05 from Kendall Area Transit Fund

---

**Background and Discussion:**

The Voluntary Action Center of Northern Illinois has acquired two vehicles through a loan due to constrained cash flow. Staff recommend utilizing the fund balance to pay off the vehicles. Once Kendall County receives the 5310 funds, reimbursement will be made to Kendall County.

**Staff Recommendation:**

Approval of Payment

**Attachments:**

N/A

YEAR-TO-DATE BUDGET REPORT

FOR 2024 13

ACCOUNTS FOR:	ORIGINAL APPROP	REVISED BUDGET	YTD ACTUAL	MTD ACTUAL	ENCUMBRANCES	AVAILABLE BUDGET	PCT USE/COL
1765 Kendall Area Transit							
<b>05 County Administrator</b>							
176505 40000 Transf. from General	-25,500	-25,500	-25,500.00	.00	.00	.00	100.0%
176505 40150 Transf. from Senior S	-45,500	-45,500	-45,500.00	.00	.00	.00	100.0%
176505 41350 Interest Income	-200	-200	-5,975.91	.00	.00	5,775.91	2988.0%
176505 42390 Reimbursement - Other	-113,988	-113,988	-26,186.00	.00	.00	-87,802.00	23.0%*
176505 43500 IL DOAP	-1,300,000	-1,300,000	-994,592.76	.00	.00	-305,407.24	76.5%*
176505 43550 IDOT Section 5311	-65,000	-65,000	-58,422.25	.00	.00	-6,577.75	89.9%*
176505 43560 RTA Section 5310	-450,000	-450,000	.00	.00	.00	-450,000.00	.0%*
176505 43840 IDOT Rebuild IL Grant	-4,000,000	-4,000,000	.00	.00	.00	-4,000,000.00	.0%*
176505 43850 IDOT CVP Grant	-225,000	-225,000	.00	.00	.00	-225,000.00	.0%*
176505 43860 IDOT Rebuild IL Capit	-505,494	-505,494	.00	.00	.00	-505,494.00	.0%*
176505 43910 RTA MOBILITY MANAGER	0	0	-24,796.31	.00	.00	24,796.31	100.0%
176505 61240 Transf. to Liability	7,166	7,166	7,166.00	.00	.00	.00	100.0%
176505 62060 Training	2,000	2,000	.00	.00	.00	2,000.00	.0%
176505 62160 Equipment	5,000	5,000	43,350.00	.00	.00	-38,350.00	867.0%*
176505 62170 Vehicle Maintenance /	5,000	5,000	.00	.00	.00	5,000.00	.0%
176505 65910 Voluntary Action Cent	1,566,576	1,566,576	1,113,393.69	.00	.00	453,182.31	71.1%
176505 66500 Miscellaneous Expense	1,000	1,000	1,663.67	.00	.00	-663.67	166.4%*
176505 67620 IDOT Capital - A&E	300,000	300,000	.00	.00	.00	300,000.00	.0%
176505 67630 IDOT Capital - Equipm	85,000	85,000	.00	.00	.00	85,000.00	.0%
176505 67640 IDOT CVP - Vehicle Pu	225,000	225,000	.00	.00	.00	225,000.00	.0%
176505 67650 IDOT Rebuild IL - Con	4,000,000	4,000,000	.00	.00	.00	4,000,000.00	.0%
176505 69760 Vehicle Purchase	120,494	120,494	68,990.00	.00	.00	51,504.00	57.3%
TOTAL Kendall Area Transit	-413,446	-413,446	53,590.13	.00	.00	-467,036.13	-13.0%
TOTAL REVENUES	-6,730,682	-6,730,682	-1,180,973.23	.00	.00	-5,549,708.77	
TOTAL EXPENSES	6,317,236	6,317,236	1,234,563.36	.00	.00	5,082,672.64	
PRIOR FUND BALANCE				198,174.19			
CHANGE IN FUND BAL - NET OF REVENUES/EXPENSES				-53,590.13			
REVISED FUND BALANCE				144,584.06			

Opioid Application  
Project Application Internal

- 1. Date: 10/22/2024
- 2. Applicant Name: Vanessa Melendez
- 3. Department: Judiciary

4. Budget

Overall Budget	
0	A. Treat Opioid Use Disorder (OUD)
3,000	B. Support People in Treatment and Recovery
0	C. Connect People Who Need Help To The Help They Need (Connections To Care)
0	D. Address The Needs of Criminal Justice-Involved Persons
0	E. Address The Needs Of Pregnant Or Parenting Women And Their families, Including Babies With Neonatal Abstinence Syndrome
0	F. Prevent Over-Prescribing And Ensure Appropriate Prescribing And Dispensing Of Opioids
0	G. Prevent Misuse of Opioids
0	H. Prevent Overdose Deaths and Other Harms (Harm Reduction)
0	I. First Responders
0	J. Leadership, Planning and Coordination
0	K. Training
0	L. Research
<u>3,000</u>	TOTAL

Opioid Application  
Project Application Internal

<b>Opioid Approved Uses:</b>		
<b>1. Treatment</b>		
<b><u>A. TREAT OPIOID USE DISORDER (OUD)</u></b>		
<i>Budget</i>		<i>Description</i>
	1	Expand telehealth to increase access to treatment for OUD and any co-occurring SUD/MR conditions, including MAT, as well as counseling, psychiatric support, and other treatment
	2	Support mobile intervention, treatment, and recovery services, offered by qualified professionals and service providers, such as peer recovery coaches, for persons with OUD and any co-occurring SUD/MH conditions and for persons who have experienced an opioid overdose.
	3	Provide treatment of trauma for individuals with OUD ( <i>e.g.</i> , violence, sexual assault, human trafficking, or adverse childhood experiences) and family members ( <i>e.g.</i> , surviving family members after an overdose or overdose fatality), and training of health care personnel to identify and address such trauma.
	4	Provide training on MAT for health care providers, first responders, students, or other supporting professionals, such as peer recovery coaches or recovery outreach specialists, including telemonitoring to assist community-based providers in rural or underserved areas
	5	Offer fellowships for addiction medicine specialists for direct patient care, instructors, and clinical research for treatments
<b><u>B. SUPPORT PEOPLE IN TREATMENT AND RECOVERY</u></b>		
3,000	1	Provide comprehensive wrap-around services to individuals with OUD and any co-occurring SUD/MH conditions, including housing, transportation, education, job placement, job training, or childcare.
	2	Provide counseling, peer-support, recovery case management and residential treatment with access to medications for those who need it to persons with OUD and any co-occurring SUD/MH conditions
	3	Provide community support services, including social and legal services, to assist in deinstitutionalizing persons with OUD and any co-occurring SUD/MH conditions.
	4	Provide or support transportation to treatment or recovery programs or services for persons with OUD and any co-occurring SUD/MH conditions
<b><u>C. CONNECT PEOPLE WHO NEED HELP TO THE HELP THEY NEED (CONNECTIONS TO CARE)</u></b>		
	1	Ensure that health care providers are screening for OUD and other risk factors and know how to appropriately counsel and treat (or refer if necessary) a patient for OUD treatment

Opioid Application  
Project Application Internal

	2	Support assistance programs for health care providers with OUD.
	3	Support centralized call centers that provide information and connections to appropriate services and supports for persons with OUD and any co-occurring SUD/MH conditions
	<b><u>D. ADDRESS THE NEEDS OF CRIMINAL JUSTICE-INVOLVED PERSONS</u></b>	
	1	Active outreach strategies such as the Drug Abuse Response Team
	2	"Naloxone Plus" strategies, which work to ensure that individuals who have received naloxone to reverse the effects of an overdose are then linked to treatment programs or other appropriate services;
	3	Provide training on best practices for addressing the needs of criminal justice involved persons with OUD and any co-occurring SUD/MR conditions to law enforcement, correctional, or judicial personnel or to providers of treatment, recovery, harm reduction, case management, or other services offered in connection with any of the strategies described in this section.
	<b><u>E. ADDRESS THE NEEDS OF PREGNANT OR PARENTING WOMEN AND THEIR FAMILIES, INCLUDING BABIES WITH NEONATAL ABSTINENCE SYNDROME</u></b>	
	1	Provide child and family supports for parenting women with OUD and any co-occurring SUD/MH conditions.
	2	Provide enhanced family support and childcare services for parents with OUD and any co-occurring SUD/MH conditions
	3	Provide enhanced support for children and family members suffering trauma as a result of addiction in the family; and offer trauma-informed behavioral health treatment for adverse childhood events.
	4	Offer home-based wrap-around services to persons with OUD and any co-occurring SUD/MH conditions, including, but not limited to, parent skills training.
<b>2. Prevention</b>		
	<b><u>F. PREVENT OVER-PRESCRIBING AND ENSURE APPROPRIATE PRESCRIBING AND DISPENSING OF OPIOIDS</u></b>	
	1	Training for health care providers regarding safe and responsible opioid prescribing, dosing, and tapering patients off opioids.
	2	Providing Support for non-opioid pain treatment alternatives, including training providers to offer or refer to multi-modal, evidence-informed treatment of pain

Opioid Application  
Project Application Internal

	<b><u>G. PREVENT MISUSE OF OPIOIDS</u></b>	
	1	Funding media campaigns to prevent opioid misuse.
	2	Public education relating to drug disposal.
	3	Drug take-back disposal or destruction programs.
	4	Funding community anti-drug coalitions that engage in drug prevention efforts.
	5	Support greater access to mental health services and supports for young people, including services and supports provided by school nurses, behavioral health workers or other school staff, to address mental health needs in young people that (when not properly addressed) increase the risk of opioid or another drug misuse.
	<b><u>H. PREVENT OVERDOSE DEATHS AND OTHER HARMS (HARM REDUCTION)</u></b>	
	1	Increased availability and distribution of naloxone and other drugs that treat overdoses for first responders, overdose patients, individuals with OUD and their friends and family members, schools, community navigators and outreach workers, persons being released from jail or prison, or other members of the general public
	2	Public health entities providing free naloxone to anyone in the community.
	3	Training and education regarding naloxone and other drugs that treat overdoses for first responders, overdose patients, patients taking opioids, families, schools, community support groups, and other members of the general public
	4	Public education relating to emergency responses to overdoses.
	5	Educating first responders regarding the existence and operation of immunity and Good Samaritan laws.
	6	Expanding access to testing and treatment for infectious diseases such as HIV and Hepatitis C resulting from intravenous opioid use.
<b>3. Other Strategies</b>		
	<b><u>I. FIRST RESPONDERS</u></b>	
	1	Education of law enforcement or other first responders regarding appropriate practices and precautions when dealing with fentanyl or other drugs.
	<b><u>J. LEADERSHIP, PLANNING AND COORDINATION</u></b>	
	1	Provide resources to staff government oversight and management of opioid abatement programs.

Opioid Application  
Project Application Internal

	<b><u>K. TRAINING</u></b>	
	1	Provide funding for staff training or networking programs and services to improve the capability of government, community, and not-for-profit entities to abate the opioid crisis.
	<b><u>L. RESARCH</u></b>	
	1	Research non-opioid treatment of chronic pain
	2	Research on novel harm reduction and prevention efforts such as the provision of fentanyl test strips.
	3	Expanded research on swift/certain/fair models to reduce and deter opioid misuse within criminal justice populations that build upon promising approaches used to address other substances ( <i>e.g.</i> , Hawaii HOPE and Dakota 24/7).

5. Brief description of recipient’s approach on how they would use the opioid funds.

Kendall County Drug Court is requesting funds for Sober Living fees/Halfway House fees for an individuals in the program so that he can continue focusing on his treatment and recovery while at the Sober Living/halfway house and build long-term stability. While remaining at the sober living this individual will receive wrap around services to address his treatment needs for a total request in this category of \$3,000

Opioid Application  
Project Application Internal

- 1. Date: 10/22/24
- 2. Applicant Name: Levi T. Gotte
- 3. Department: Coroner

4. Budget

Overall Budget

0	A. Treat Opioid Use Disorder (OUD)
0	B. Support People in Treatment and Recovery
0	C. Connect People Who Need Help To The Help They Need (Connections To Care)
0	D. Address The Needs of Criminal Justice-Involved Persons
0	E. Address The Needs Of Pregnant Or Parenting Women And Their families, Including Babies With Neonatal Abstinence Syndrome
0	F. Prevent Over-Prescribing And Ensure Appropriate Prescribing And Dispensing Of Opioids
1,000	G. Prevent Misuse of Opioids
2,000	H. Prevent Overdose Deaths and Other Harms (Harm Reduction)
0	I. First Responders
0	J. Leadership, Planning and Coordination
0	K. Training
0	L. Research
<u>3,000.00</u>	TOTAL



Opioid Application  
Project Application Internal

<b>Opioid Approved Uses:</b>		
<b>1. Treatment</b>		
<b>A. <u>TREAT OPIOID USE DISORDER (OUD)</u></b>		
<i>Budget</i>		<i>Description</i>
	1	Expand telehealth to increase access to treatment for OUD and any co-occurring SUD/MR conditions, including MAT, as well as counseling, psychiatric support, and other treatment
	2	Support mobile intervention, treatment, and recovery services, offered by qualified professionals and service providers, such as peer recovery coaches, for persons with OUD and any co-occurring SUD/MH conditions and for persons who have experienced an opioid overdose.
	3	Provide treatment of trauma for individuals with OUD ( <i>e.g.</i> , violence, sexual assault, human trafficking, or adverse childhood experiences) and family members ( <i>e.g.</i> , surviving family members after an overdose or overdose fatality), and training of health care personnel to identify and address such trauma.
	4	Provide training on MAT for health care providers, first responders, students, or other supporting professionals, such as peer recovery coaches or recovery outreach specialists, including telemonitoring to assist community-based providers in rural or underserved areas
	5	Offer fellowships for addiction medicine specialists for direct patient care, instructors, and clinical research for treatments
<b>B. <u>SUPPORT PEOPLE IN TREATMENT AND RECOVERY</u></b>		
	1	Provide comprehensive wrap-around services to individuals with OUD and any co-occurring SUD/MH conditions, including housing, transportation, education, job placement, job training, or childcare.
	2	Provide counseling, peer-support, recovery case management and residential treatment with access to medications for those who need it to persons with OUD and any co-occurring SUD/MH conditions
	3	Provide community support services, including social and legal services, to assist in deinstitutionalizing persons with OUD and any co-occurring SUD/MH conditions.
	4	Provide or support transportation to treatment or recovery programs or services for persons with OUD and any co-occurring SUD/MH conditions
<b>C. <u>CONNECT PEOPLE WHO NEED HELP TO THE HELP THEY NEED (CONNECTIONS TO CARE)</u></b>		
	1	Ensure that health care providers are screening for OUD and other risk factors and know how to appropriately counsel and treat (or refer if necessary) a patient for OUD treatment

Opioid Application  
Project Application Internal

	2	Support assistance programs for health care providers with OUD.
	3	Support centralized call centers that provide information and connections to appropriate services and supports for persons with OUD and any co-occurring SUD/MH conditions
	<b><u>D. ADDRESS THE NEEDS OF CRIMINAL JUSTICE-INVOLVED PERSONS</u></b>	
	1	Active outreach strategies such as the Drug Abuse Response Team
	2	"Naloxone Plus" strategies, which work to ensure that individuals who have received naloxone to reverse the effects of an overdose are then linked to treatment programs or other appropriate services;
	3	Provide training on best practices for addressing the needs of criminal justice involved persons with OUD and any co-occurring SUD/MR conditions to law enforcement, correctional, or judicial personnel or to providers of treatment, recovery, harm reduction, case management, or other services offered in connection with any of the strategies described in this section.
	<b><u>E. ADDRESS THE NEEDS OF PREGNANT OR PARENTING WOMEN AND THEIR FAMILIES, INCLUDING BABIES WITH NEONATAL ABSTINENCE SYNDROME</u></b>	
	1	Provide child and family supports for parenting women with OUD and any co-occurring SUD/MH conditions.
	2	Provide enhanced family support and childcare services for parents with OUD and any co-occurring SUD/MH conditions
	3	Provide enhanced support for children and family members suffering trauma as a result of addiction in the family; and offer trauma-informed behavioral health treatment for adverse childhood events.
	4	Offer home-based wrap-around services to persons with OUD and any co-occurring SUD/MH conditions, including, but not limited to, parent skills training.
<b>2. Prevention</b>		
	<b><u>F. PREVENT OVER-PRESCRIBING AND ENSURE APPROPRIATE PRESCRIBING AND DISPENSING OF OPIOIDS</u></b>	
	1	Training for health care providers regarding safe and responsible opioid prescribing, dosing, and tapering patients off opioids.
	2	Providing Support for non-opioid pain treatment alternatives, including training providers to offer or refer to multi-modal, evidence-informed treatment of pain

Opioid Application  
Project Application Internal

	<b><u>G. PREVENT MISUSE OF OPIOIDS</u></b>	
	1	Funding media campaigns to prevent opioid misuse.
	2	Public education relating to drug disposal.
1,000.00	3	Drug take-back disposal or destruction programs.
	4	Funding community anti-drug coalitions that engage in drug prevention efforts.
	5	Support greater access to mental health services and supports for young people, including services and supports provided by school nurses, behavioral health workers or other school staff, to address mental health needs in young people that (when not properly addressed) increase the risk of opioid or another drug misuse.
	<b><u>H. PREVENT OVERDOSE DEATHS AND OTHER HARMS (HARM REDUCTION)</u></b>	
	1	Increased availability and distribution of naloxone and other drugs that treat overdoses for first responders, overdose patients, individuals with OUD and their friends and family members, schools, community navigators and outreach workers, persons being released from jail or prison, or other members of the general public
	2	Public health entities providing free naloxone to anyone in the community.
	3	Training and education regarding naloxone and other drugs that treat overdoses for first responders, overdose patients, patients taking opioids, families, schools, community support groups, and other members of the general public
2,000.00	4	Public education relating to emergency responses to overdoses.
	5	Educating first responders regarding the existence and operation of immunity and Good Samaritan laws.
	6	Expanding access to testing and treatment for infectious diseases such as HIV and Hepatitis C resulting from intravenous opioid use.
<b>3. Other Strategies</b>		
	<b><u>I. FIRST RESPONDERS</u></b>	
	1	Education of law enforcement or other first responders regarding appropriate practices and precautions when dealing with fentanyl or other drugs.
	<b><u>J. LEADERSHIP, PLANNING AND COORDINATION</u></b>	
	1	Provide resources to staff government oversight and management of opioid abatement programs.

Opioid Application  
Project Application Internal

	<b><u>K. TRAINING</u></b>	
	1	Provide funding for staff training or networking programs and services to improve the capability of government, community, and not-for-profit entities to abate the opioid crisis.
	<b><u>L. RESARCH</u></b>	
	1	Research non-opioid treatment of chronic pain
	2	Research on novel harm reduction and prevention efforts such as the provision of fentanyl test strips.
	3	Expanded research on swift/certain/fair models to reduce and deter opioid misuse within criminal justice populations that build upon promising approaches used to address other substances ( <i>e.g.</i> , Hawaii HOPE and Dakota 24/7).

5. Brief description of recipient’s approach on how they would use the opioid funds.

G-3: Costs associated with supplies for ongoing take-back efforts (including; NTBI day supplies/materials, containers, etc.) - \$1,000

Other (Entered under H-4 due to no exact fit in category): Costs associated with toxicology testing in which tests were positive for opioid-based substances. (Actual cost as of 10/22/2024 - \$1,599 with multiple pending tests outstanding which may be due prior to 12/01/2024). [Pursuant to discussion with Finance Committee Chairperson].



# Kendall County Agenda Briefing

---

**Meeting Type:** Committee of the Whole  
**Meeting Date:** 10/24/2024  
**Subject:** **FY 2024 Budget Amendment**  
**Prepared by:** **Jennifer Karales**  
**Department:** **Administration**

---

**Action Requested:**

Approval of Fiscal Year 2024 Budget Amendment

**Board/Committee Review:**

Committee of the Whole 10/24/2024

**Fiscal impact:**

General Fund Decrease \$4,000

General Fund Increase \$302,097

Other Fund Increase \$4,662,748.85

Other Fund Decrease \$654,640.68

---

**Background and Discussion:**

The purpose of this second budget revision is to finalize all financial allocations for the end of the fiscal year. The adjustments included in this revision are as follows: an increase in General Fund Salaries resulting from the resolution of union negotiations, modifications to the Health and Human Services Fund, a reassignment of funds within the 708 Mental Health category, reallocation of expenses in the ARPA Fund, and an increase in capital funds due to the allocation of FY25 capital projects into FY24.

**Staff Recommendation:**

Approval of Fiscal Year 2024 Budget Amendment

**Attachments:**

**Ordinance Authorizing Budget Amendment to the Kendall County Fiscal Year 2024 Budget and Exhibit A**

**COUNTY OF KENDALL, ILLINOIS**

**ORDINANCE 2024-\_\_**

**ORDINANCE AUTHORIZING A BUDGET AMENDMENT TO THE  
KENDALL COUNTY FISCAL YEAR 2024 BUDGET**

WHEREAS, 55 ILCS 5/6-1002 provides that, the authority of the County Board to amend the annual appropriation ordinance at any point during the fiscal year shall be the same as its authority to determine and adopt the original annual budget; such amended budget shall be prepared as otherwise provided in this Section; and

WHEREAS, 55 ILCS 5/6-1003 provides that, after the adoption of the county budget, transfers of budget appropriations affecting personnel and capital may be made at any meeting of the county board by a two-thirds vote of all members constituting such board, provided any such transfer of appropriations does not affect the total amount appropriated for the fund; and

WHEREAS, the Fiscal Year 2024 Budget did not include the increase expense of \$6,522 to the Salaries Deputy Clerk Line in the Corporate General Fund Budget; and

WHEREAS, the Fiscal Year 2024 Budget did not include the increase expense of \$36,045 to the Salaries Deputy Clerk Line in the Corporate General Fund Budget; and

WHEREAS, the Fiscal Year 2024 Budget did not include the increase expense of \$6,059 to the Salaries Deputy Clerk Line in the County Clerk Automation Fund Budget; and

WHEREAS, the Fiscal Year 2024 Budget did not include the increase expense of \$17,812 to the Salaries Deputy Clerk Line in the Recorder Doc Storage Fund Budget; and

WHEREAS, the Fiscal Year 2024 Budget did not include the increase expense of \$102,754 to the Salaries Deputy Clerk Line in the Corporate General Fund Budget; and

WHEREAS, the Fiscal Year 2024 Budget did not include the increase expense of \$200 to the line Salaries Clerical Line in the Corporate General Fund Budget; and

WHEREAS, the Fiscal Year 2024 Budget did not include the increase expense of \$15,000 to the Salaries GPS Monitoring Program Line in the Probation Services Fund Budget; and

WHEREAS, the Fiscal Year 2024 Budget did not include the increase expense of \$50,000 to the Kane County Juvenile Detention Line in the Corporate General Fund Budget; and

WHEREAS, the Fiscal Year 2024 Budget did not include the increase revenue of \$27,330 to the Interest Income Line in the Health and Human Services Fund Budget; and

WHEREAS, the Fiscal Year 2024 Budget did not include the decrease revenue of \$11,185 to the Miscellaneous Income Line in the Health and Human Services Fund Budget; and

WHEREAS, the Fiscal Year 2024 Budget did not include the decrease revenue of \$46,363 to the County Mental Health Fund Trsf Line in the Health and Human Services Fund Budget; and

WHEREAS, the Fiscal Year 2024 Budget did not include the increase revenue of \$30,000 to the County Mental Health Fund Trsf Line in the Health and Human Services Fund Budget; and

WHEREAS, the Fiscal Year 2024 Budget did not include the increase revenue of \$396,315 to the State Grant Health Protection Line in the Health and Human Services Fund Budget; and

WHEREAS, the Fiscal Year 2024 Budget did not include the increase revenue of \$96,500 to the Behavioral Counsel Fees Line in the Health and Human Services Fund Budget; and

WHEREAS, the Fiscal Year 2024 Budget did not include the increase revenue of \$18,069 to the Mental Health Grants Line in the Health and Human Services Fund Budget; and

WHEREAS, the Fiscal Year 2024 Budget did not include the increase revenue of \$1,193 to the Title III E Age Guideline in the Health and Human Services Fund Budget; and

WHEREAS, the Fiscal Year 2024 Budget did not include the increase revenue of \$30 to the County Drug Service Fund Line in the Health and Human Services Fund Budget; and

WHEREAS, the Fiscal Year 2024 Budget did not include the decrease revenue of \$108,430 to the Caregiver Connections Line in the Health and Human Services Fund Budget; and

WHEREAS, the Fiscal Year 2024 Budget did not include the decrease revenue of \$53,699 to the Outpatient Fitness Restoration Line in the Health and Human Services Fund Budget; and

WHEREAS, the Fiscal Year 2024 Budget did not include the decrease revenue of \$3,000 to the Inspection Fees, Septic Line in the Health and Human Services Fund Budget; and

WHEREAS, the Fiscal Year 2024 Budget did not include the increase revenue of \$23,300 to the Inspection Fees, Restaurants Line in the Health and Human Services Fund Budget; and

WHEREAS, the Fiscal Year 2024 Budget did not include the increase revenue of \$10,000 to the Solid Waste Hauler Fees Line in the Health and Human Services Fund Budget; and

WHEREAS, the Fiscal Year 2024 Budget did not include the increase revenue of \$14,287 to the West Nile Virus Grant Line in the Health and Human Services Fund Budget; and

WHEREAS, the Fiscal Year 2024 Budget did not include the increase revenue of \$2,300 to the Non-Community Well Grant Line in the Health and Human Services Fund Budget; and

WHEREAS, the Fiscal Year 2024 Budget did not include the increase revenue of \$9,227 to the Radon Grant Line in the Health and Human Services Fund Budget; and

WHEREAS, the Fiscal Year 2024 Budget did not include the increase revenue of \$4,000 to the Youth Immunization Line in the Health and Human Services Fund Budget; and

WHEREAS, the Fiscal Year 2024 Budget did not include the decrease revenue of \$50,831 to the DHS - FCM Line in the Health and Human Services Fund Budget; and

WHEREAS, the Fiscal Year 2024 Budget did not include the increase revenue of \$10,657 to the TB Services Line in the Health and Human Services Fund Budget; and

WHEREAS, the Fiscal Year 2024 Budget did not include the decrease revenue of \$11,500 to the Emergency Response Grants Line in the Health and Human Services Fund Budget; and

WHEREAS, the Fiscal Year 2024 Budget did not include the increase revenue of \$14,795 to the COVID GRANTS Line in the Health and Human Services Fund Budget; and

WHEREAS, the Fiscal Year 2024 Budget did not include the increase revenue of \$41,600 to the Homeless Service Line in the Health and Human Services Fund Budget; and

WHEREAS, the Fiscal Year 2024 Budget did not include the increase revenue of \$692,023 to the Community Action State Grants Line in the Health and Human Services Fund Budget; and

WHEREAS, the Fiscal Year 2024 Budget did not include the decrease expense of \$4,414 to the Salaries – Program Support Line in the Health and Human Services Fund Budget; and

WHEREAS, the Fiscal Year 2024 Budget did not include the decrease expense of \$42,122 to the Salaries – Community Action Line in the Health and Human Services Fund Budget; and



WHEREAS, the Fiscal Year 2024 Budget did not include the decrease expense of \$175,113 to the Salaries – Mental Health Line in the Health and Human Services Fund Budget; and

WHEREAS, the Fiscal Year 2024 Budget did not include the decrease expense of \$65,597 to the Salaries – Community Health Services in the Health and Human Services Fund Budget; and

WHEREAS, the Fiscal Year 2024 Budget did not include the increase expense of \$17,280 to the Salaries – Environmental Health Line in the Health and Human Services Fund Budget; and

WHEREAS, the Fiscal Year 2024 Budget did not include the increase expense of \$3,381 to the Salaries – Overtime Line in the Health and Human Services Fund Budget; and

WHEREAS, the Fiscal Year 2024 Budget did not include the decrease expense of \$8,657 to the IMRF Benefits Line in the Health and Human Services Fund Budget; and

WHEREAS, the Fiscal Year 2024 Budget did not include the decrease expense of \$12,241 to the SSI Benefits Line in the Health and Human Services Fund Budget; and

WHEREAS, the Fiscal Year 2024 Budget did not include the increase expense of \$4,356 to the Health Benefits Line in the Health and Human Services Fund Budget; and

WHEREAS, the Fiscal Year 2024 Budget did not include the increase expense of \$3,811 to the Dues/Subscriptions Line in the Health and Human Services Fund Budget; and

WHEREAS, the Fiscal Year 2024 Budget did not include the increase expense of \$6,034 to the Conferences & Training Line in the Health and Human Services Fund Budget; and

WHEREAS, the Fiscal Year 2024 Budget did not include the decrease expense of \$14,115 to the Mileage/Business Exp. Line in the Health and Human Services Fund Budget; and

WHEREAS, the Fiscal Year 2024 Budget did not include the increase expense of \$41,555 to the Contractual Services Line in the Health and Human Services Fund Budget; and

WHEREAS, the Fiscal Year 2024 Budget did not include the decrease expense of \$4,850 to the Printing & Publications Line in the Health and Human Services Fund Budget; and

WHEREAS, the Fiscal Year 2024 Budget did not include the increase expense of \$5,228 to the Cell Phones Line in the Health and Human Services Fund Budget; and

WHEREAS, the Fiscal Year 2024 Budget did not include the decrease expense of \$32,715 to the Refunds Line in the Health and Human Services Fund Budget; and

WHEREAS, the Fiscal Year 2024 Budget did not include the increase expense of \$9,780 to the Advertising Line in the Health and Human Services Fund Budget; and

WHEREAS, the Fiscal Year 2024 Budget did not include the increase expense of \$578,373 to the Direct Client Assistance Line in the Health and Human Services Fund Budget; and

WHEREAS, the Fiscal Year 2024 Budget did not include the increase expense of \$18,223 to the Capital Expenditures Line in the Health and Human Services Fund Budget; and

WHEREAS, the Fiscal Year 2024 Budget did not include the increase expense of \$42,668 to the Dental Insurance Line in the HealthCare Fund Budget; and

WHEREAS, the Fiscal Year 2024 Budget did not include the increase expense of \$60,000 to the State Unemployment Line in the HealthCare Fund Budget; and

WHEREAS, the Fiscal Year 2024 Budget did not include the increase revenue of \$32,456 to the Merit Commission Revenue Line in the Corporate General Fund Budget; and

WHEREAS, the Fiscal Year 2024 Budget did not include the increase expense of \$17,000 to the Merit Commission Expenses Line in the Corporate General Fund Budget; and

WHEREAS, the Fiscal Year 2024 Budget did not include the increase revenue of \$24,640 to the Traffic Safety Grant Line in the Traffic Enforcement Grant Fund Budget; and

WHEREAS, the Fiscal Year 2024 Budget did not include the increase expense of \$22,400 to the Traffic Safety Salaries Line in the Traffic Enforcement Grant Fund Budget; and

WHEREAS, the Fiscal Year 2024 Budget did not include the increase expense of \$2,240 to the Traffic Safety Expense Line in the Traffic Enforcement Grant Fund Budget; and

WHEREAS, the Fiscal Year 2024 Budget did not include the increase expense of \$53,120 to the Contractual Line in the Corporate General Fund Budget; and

WHEREAS, the Fiscal Year 2024 Budget did not include the increase expense of \$3,967 to the Health and Human Services Line in the 708 Mental Health Fund Budget; and

WHEREAS, the Fiscal Year 2024 Budget did not include the increase expense of \$462 to the

Family Counseling Line in the 708 Mental Health Fund Budget; and

WHEREAS, the Fiscal Year 2024 Budget did not include the decrease expense of \$4,904 to the AID Line in the 708 Mental Health Fund Budget; and

WHEREAS, the Fiscal Year 2024 Budget did not include the increase expense of \$138 to the Open-Door Line in the 708 Mental Health Fund Budget; and

WHEREAS, the Fiscal Year 2024 Budget did not include the increase expense of \$51 to the Mutual Ground Line in the 708 Mental Health Fund Budget; and

WHEREAS, the Fiscal Year 2024 Budget did not include the increase expense of \$24 to the CASA-Kendall Line in the 708 Mental Health Fund Budget; and

WHEREAS, the Fiscal Year 2024 Budget did not include the decrease expense of \$4,904 to the Senior Servies Yorkville Line in the 708 Mental Health Fund Budget; and

WHEREAS, the Fiscal Year 2024 Budget did not include the increase expense of \$37 to the Day One Impact Line in the 708 Mental Health Fund Budget; and

WHEREAS, the Fiscal Year 2024 Budget did not include the increase expense of \$92 to the NAMI Line in the 708 Mental Health Fund Budget; and

WHEREAS, the Fiscal Year 2024 Budget did not include the increase expense of \$60 to the Kendall County Problem Solving Line in the 708 Mental Health Fund Budget; and

WHEREAS, the Fiscal Year 2024 Budget did not include the increase expense of \$51 to the Oswegoland Seniors Line in the 708 Mental Health Fund Budget; and

WHEREAS, the Fiscal Year 2024 Budget did not include the increase expense of \$4,928 to the Senior Services Association - Elgin Line in the 708 Mental Health Fund Budget; and

WHEREAS, the Fiscal Year 2024 Budget did not include the increase expense of \$4,000 to the Postage Line in the Corporate General Fund Budget; and

WHEREAS, the Fiscal Year 2024 Budget did not include the decrease expense of \$1,000 to the Conferences Line in the Corporate General Fund Budget; and

WHEREAS, the Fiscal Year 2024 Budget did not include the decrease expense of \$2,000 to the Temp Salaries Line in the Corporate General Fund Budget; and

WHEREAS, the Fiscal Year 2024 Budget did not include the decrease expense of \$1,000 to the Office Supplies Line in the Corporate General Fund Budget; and

WHEREAS, the Fiscal Year 2024 Budget did not include the increase revenue of \$2,000 to the Health Employ Reimb Line in the HealthCare Fund Budget; and

WHEREAS, the Fiscal Year 2024 Budget did not include the increase revenue of \$1,500 to the EE Contr. Critical Line in the Payroll Clearing Fund Budget; and

WHEREAS, the Fiscal Year 2024 Budget did not include the increase revenue of \$7,000 to the EE Contr. Nationwide Line in the Payroll Clearing Fund Budget; and

WHEREAS, the Fiscal Year 2024 Budget did not include the increase revenue of \$3,150 to the EE HSA Addtl. Line in the Payroll Clearing Fund Budget; and

WHEREAS, the Fiscal Year 2024 Budget did not include the increase expense of \$7,000 to the Nationwide Line in the Payroll Clearing Fund Budget; and

WHEREAS, the Fiscal Year 2024 Budget did not include the increase expense of \$3,150 to the HSA Additional Line in the Payroll Clearing Fund Budget; and

WHEREAS, the Fiscal Year 2024 Budget did not include the increase expense of \$1,500 to the Critical Illness Line in the Payroll Clearing Fund Budget; and

WHEREAS, the Fiscal Year 2024 Budget did not include the increase expense of \$1,500 to the Miscellaneous Ded. Line in the Payroll Clearing Fund Budget; and

WHEREAS, the Fiscal Year 2024 Budget did not include the increase expense of \$66,000 to the Court Order Line in the Trust Account Fund Budget; and

WHEREAS, the Fiscal Year 2024 Budget did not include the increase expense of \$300,000 to the ISC Investigations Line in the HIDTA Fund Budget; and

WHEREAS, the Fiscal Year 2024 Budget did not include the increase expense of \$81,000 to the RI Resource Line in the HIDTA Fund Budget; and

WHEREAS, the Fiscal Year 2024 Budget did not include the increase expense of \$25,000 to the TRN Training Line in the HIDTA Fund Budget; and

WHEREAS, the Fiscal Year 2024 Budget did not include the increase expense of \$50,000 to the

PIRET Line in the HIDTA Fund Budget; and

WHEREAS, the Fiscal Year 2024 Budget did not include the increase expense of \$7,000 to the Animal Medical Care Expense Line in the Animal Medical Care Fund Budget; and

WHEREAS, the Fiscal Year 2024 Budget did not include the increase expense of \$500 to the Heartworm Testing Line in the Animal Medical Care Fund Budget; and

WHEREAS, the Fiscal Year 2024 Budget did not include the increase expense of \$1,000 to the Feline UK/FIV Testing Line in the Animal Medical Care Fund Budget; and

WHEREAS, the Fiscal Year 2024 Budget did not include the increase expense of \$20,000 to the Neuter/Spay Fees Line in the Animal Control Population Fund Budget; and

WHEREAS, the Fiscal Year 2024 Budget did not include the increase expense of \$30,000 to the Transfer to GF Line in the Circuit Clerk Oper. Admin Fund Budget; and

WHEREAS, the Fiscal Year 2024 Budget did not include the increase revenue of \$3,553 to the Donations Line in the States Attorney Child Adv Center Fund Budget; and

WHEREAS, the Fiscal Year 2024 Budget did not include the increase revenue of \$63,951 to the Grant Award Line in the States Attorney Child Adv Center Fund Budget; and

WHEREAS, the Fiscal Year 2024 Budget did not include the increase expense of \$60,000 to the Salaries – Full Timeline in the States Attorney Child Adv Center Fund Budget; and

WHEREAS, the Fiscal Year 2024 Budget did not include the increase expense of \$8,000 to the Miscellaneous Expense Line in the States Attorney Child Adv Center Fund Budget; and

WHEREAS, the Fiscal Year 2024 Budget did not include the increase expense of \$7,000 to the Salaries and Wages Line in the Viol. Crms Victims Asst. Grant Fund Budget; and

WHEREAS, the Fiscal Year 2024 Budget did not include the increase expense of \$75,000 to the Equipment Line in the County Highway Fund Budget; and

WHEREAS, the Fiscal Year 2024 Budget did not include the increase expense of \$20,000 to the Highway Maint. Material Line in the County Highway Fund Budget; and

WHEREAS, the Fiscal Year 2024 Budget did not include the increase expense of \$21,241 to the Miscellaneous Expense Line in the Salt Shed Building Maintenance Fund Budget; and

WHEREAS, the Fiscal Year 2024 Budget did not include the increase expense of \$382,000 to the Other Public Health Line in the ARPA Fund Budget; and

WHEREAS, the Fiscal Year 2024 Budget did not include the increase expense of \$20,000 to the PSW: Rehiring Public Line in the ARPA Fund Budget; and

WHEREAS, the Fiscal Year 2024 Budget did not include the increase expense of \$175,000 to the Water and Sewer Other Line in the ARPA Fund Budget; and

WHEREAS, the Fiscal Year 2024 Budget did not include the increase expense of \$1,012 to the Administration Expense Line in the ARPA Fund Budget; and

WHEREAS, the Fiscal Year 2024 Budget did not include the increase expense of \$25,000 to the AID to Non-Profit Line in the ARPA Fund Budget; and

WHEREAS, the Fiscal Year 2024 Budget did not include the increase expense of \$380,000 to the Broadband Infrastructure Line in the ARPA Fund Budget; and

WHEREAS, the Fiscal Year 2024 Budget did not include the increase expense of \$10,000 to the Support People in Treatment Line in the ARPA Fund Budget; and

WHEREAS, the Fiscal Year 2024 Budget did not include the increase expense of \$1,500 to the Address the needs of Line in the Opioid Fund Budget; and

WHEREAS, the Fiscal Year 2024 Budget did not include the increase expense of \$75,000 to the Prevent Misuse of Opioid Line in the Opioid Fund Budget; and

WHEREAS, the Fiscal Year 2024 Budget did not include the increase expense of \$500 to the Prevent Overdose Death Line in the Opioid Fund Budget; and

WHEREAS, the Fiscal Year 2024 Budget did not include the increase expense of \$25,000 to the Training Line in the Opioid Fund Budget; and

WHEREAS, the Fiscal Year 2024 Budget did not include the increase revenue of \$3,233 to the Revenue Line in the EMA Hazard Mitigation Plan Fund Budget; and

WHEREAS, the Fiscal Year 2024 Budget did not include the increase expense of \$60 to the Misc. Expense Line in the County Clerk Death Cert. Grant Fund Budget; and

WHEREAS, the Fiscal Year 2024 Budget did not include the increase expense of \$3,196 to the Misc. Expense Line in the EMA Hazard Mitigation Plan Fund Budget; and

WHEREAS, the Fiscal Year 2024 Budget did not include the increase expense of \$50,000 to the Document Storage Line in the Recorder Doc Storage Fund Budget; and

WHEREAS, the Fiscal Year 2024 Budget did not include the increase expense of \$30,000 to the Capital Improvement Line in the Capital Improvement Fund Budget; and

WHEREAS, the Fiscal Year 2024 Budget did not include the increase expense of \$150,000 to the Transfer to Liability Insurance Line in the Liability Insurance Fund Budget; and

WHEREAS, the Fiscal Year 2024 Budget did not include the increase expense of \$150,000 to the Claims Line in the Liability Insurance Program Fund Budget; and

WHEREAS, the Fiscal Year 2024 Budget did not include the increase expense of \$5,000 to the Misc. Expense Line in the Circuit Clerk Doc. Storage Fund Budget; and

WHEREAS, the Fiscal Year 2024 Budget did not include the increase expense of \$6,715 to the Misc. Expense Line in the Circuit Clerk Oper. Admin Fund Budget; and

WHEREAS, the Fiscal Year 2024 Budget did not include the increase expense of \$600 to the Salaries-Deputy Clerk Line in the Circuit Clerk Doc. Storage Fund Budget; and

WHEREAS, the Fiscal Year 2024 Budget did not include the increase expense of \$7,142 to the Salaries Overtime Line in the Sheriff Special Assgm. Detail Fund Budget; and

WHEREAS, the Fiscal Year 2024 Budget did not include the increase expense of \$15,470 to the Agency Reimbursement Line in the Sheriff Special Assgm. Detail Fund Budget; and

WHEREAS, the Fiscal Year 2024 Budget did not include the increase expense of \$10,657 to the Services Line in the Tuberculosis Fund Budget; and

NOW, THEREFORE, BE IT RESOLVED, by this County Board of Kendall County, Illinois that the following budget revisions and journal entries in the Fiscal Year 2024 Budget are hereby authorized as follows in attached Exhibit A.

BE IT FURTHER RESOLVED that the Kendall County Clerk is hereby authorized to distribute a certified copy of this Ordinance to the County Administrator and the Kendall County Treasurer.

Approved and adopted by a two-thirds majority vote of the County Board of Kendall County, Illinois, this \_\_\_\_\_ day of \_\_\_\_\_ 2024.

Board Chairman Signature:

Attest:

\_\_\_\_\_  
Matt Kellogg, Chairman  
County Board

\_\_\_\_\_  
Debbie Gillette  
County Clerk

\_\_\_\_\_ Ayes  
\_\_\_\_\_ Nays  
\_\_\_\_\_ Abstain



### Exhibit A

No.	Org	Object	Description	Debit	Credit
1	1100606	51040	Salaries Deputy Clerk	6,522	
2	1100607	51040	Salaries Deputy Clerk	36,045	
3	131006	51040	Salaries Deputy Clerk	6,059	
4	132806	51040	Salaries Deputy Clerk	17,812	
5	11000314	51040	Salaries Deputy Clerk	102,754	
6	11000222	51030	Salaries Clerical	200	
7	132616	65160	GPS Monitoring Program	15,000	
8	11001618	65050	Kane County Juvenile Detention	50,000	
9	120513	41350	Interest Income		27,330
10	120513	41700	Miscellaneous Income	11,185	
11	120513	40140	County Mental Health Fund Trsf	46,363	
12	120513	40470	County Mental Health Fund Trsf ARPA		30,000
13	120513	42650	State Grant Health Protection		396,315
14	120513	42510	Behavioral Counsel Fees		96,500
15	120513	42620	Mental Health Grants		18,069
16	120513	42670	Title III E Age Guide		1,193
17	120513	40480	Drug Service Fund		30
18	120513	43610	Caregiver Connections	108,430	
19	120513	43630	Outpatient Fitness Restoration	53,699	
20	120513	42520	Inspection Fees, Septic	3,000	
21	120513	42530	Inspection Fees, Restaurants		23,300
22	120513	42560	Solid Waste Hauler Fees		10,000
23	120513	42570	West Nile Virus Grant		14,287
24	120513	42700	Non-Community Well Grant		2,300
25	120513	42780	Radon Grant		9,227
26	120513	42580	Youth Immunization		4,000
27	120513	42690	DHS - FCM	50,831	
28	120513	42740	TB Services		10,657
29	120513	42800	Emergency Response Grants	11,500	
30	120513	43680	COVID GRANTS		14,795
31	120513	42610	Homeless Service		41,600
32	120513	42750	Community Action State Grants		692,023
33	120513	51350	Salaries - Program Support		4,414
34	120513	51360	Salaries - Community Action		42,122
35	120513	51370	Salaries - Mental Health		175,113
36	120513	51380	Salaries - Comm Health Services		65,597
37	120513	51390	Salaries - Environmental Health	17,280	
38	120513	51540	Salaries - Overtime	3,381	
39	120513	61160	IMRF Benefits		8,657
40	120513	61170	SSI Benefits		12,241

### Exhibit A

No.	Org	Object	Description	Debit	Credit
41	120513	61450	Health Benefits	4,356	
42	120513	62030	Dues/Subscriptions	3,811	
43	120513	62040	Conferences & Training	6,034	
44	120513	62050	Mileage/Business Exp.		14,115
45	120513	62150	Contractual Services	41,555	
46	120513	62190	Printing & Publications		4,850
47	120513	63540	Cell Phones	5,228	
48	120513	63850	Refunds		32,715
49	120513	65610	Advertising	9,780	
50	120513	67810	Direct Client Assistance	578,373	
51	120513	69780	Capital Expenditures	18,223	
52	136125	65420	Dental Insurance	42,668	
53	136125	65460	State Unemployment	60,000	
54	11002011	41270	Merit Commission Revenue		32,456
55	11002011	64590	Merit Commission Expenses	17,000	
56	175220	42970	Traffic Safety Grant		24,640
57	175220	51570	Traffic Safety Salaries	22,400	
58	175220	66500	Traffic Safety Expense	2,240	
59	11002009	62150	Contractual	53,120	
60	120014	66600	Health and Human Services	3,967	
61	120014	66610	Family Counseling	462	
62	120014	66630	AID		4,904
63	120014	66640	Open Door	138	
64	120014	66650	Mutual Ground	51	
65	120014	66690	CASA- Kendall	24	
66	120014	66730	Senior Services Yorkville		4,904
67	120014	66790	Day One Impact	37	
68	120014	66800	NAMI	92	
69	120014	66850	Kendall County Problem Solving	60	
70	120014	66930	Oswegoland Seniors	51	
71	120014	66940	Senior Services Association -Elgin	4,928	
72	11000825	62010	Postage	4,000	
73	11000825	62040	Conferences		1,000
74	11000825	51450	Temp Salaries		2,000
75	11000825	62000	Office Supplies		1,000
76	136125	42190	Health Employ Reimb		2,000
77	180608	47380	EE Contr. Critical		1,500
78	180608	47430	EE Contr. Nationwide		7,000
79	180608	47500	EE Contr HSA Addtl.		3,150
80	180608	52070	Nationwide	7,000	
81	180608	52090	HSA Additional	3,150	
82	180608	52200	Critical Illness	1,500	

### Exhibit A

No.	Org	Object	Description	Debit	Credit
83	180608	52160	Miscellaneous Ded.	1,500	
84	181208	66960	Court order	66,000	
85	175020	70720	ISC Investigations	300,000	
86	175020	70750	RI Resource	81,000	
87	175020	70760	TRN Training	25,000	
88	175020	70770	PIRET	50,000	
89	130201	67020	Animal Medical Care Expense	7,000	
90	130201	67030	Heartworm Testing	500	
91	130201	67040	Feline UK/FIV Testing	1,000	
92	130901	68950	Neuter/Spay Fees	20,000	
93	130603	61000	Transfer to GF	30,000	
94	134221	42860	Donations		3,553
95	134221	42970	Grant Award		63,951
96	134221	51390	Salaries - Full Time	60,000	
97	134221	66500	Miscellaneous Expense	8,000	
98	174021	70000	Salaries and Wages	7,000	
99	120207	62160	Equipment	75,000	
100	120207	67220	Highway Maint. Material	20,000	
101	133207	66500	Miscellaneous Expense	21,241	
102	177025	79114	Other Public Health	382,000	
103	177025	79302	PSW: Rehiring Public	20,000	
104	177025	79518	Water and Sewer Other	175,000	
105	177025	79701	Administration Expense	1,012	
106	177025	79234	Aid to Non-Profit	25,000	
107	177025	79521	Broadband Infrastructure	380,000	
108	136325	68040	Support People in treatment	10,000	
109	136325	68060	Address the needs of	1,500	
110	136325	68090	Prevent Misuse of Opioid	75,000	
111	136325	68100	Prevent Overdoses Death	500	
112	136325	68130	Training	25,000	
113	136409	42250	Revenue		3,233
114	173006	66500	Misc. Expense	60	
115	136409	66500	Misc. Expense	3,196	
116	132806	68870	Document Storage	50,000	
117	140225	69780	Capital Expenditures	30,000	
118	120725	61090	Transfer to Liability Insurance	150,000	
119	132525	68900	Claims	150,000	
120	130403	66500	Misc. Expense	5,000	
121	130603	66500	Misc. Expense	6,715	
122	130403	51040	Salaries- Deputy Clerk	600	
123	133920	51540	Salaries Overtime	7,142	
124	133920	43080	Agency Reimbursement		15,470
	121013	66950	Services	10,657	



## Kendall County Agenda Briefing

---

**Meeting Type:** Committee of the Whole  
**Meeting Date:** 10/24/2024  
**Subject:** **Approval of Kendall County Fiscal Year 2025 Budget**  
**Prepared by:** Latreese Caldwell and Jennifer Karales  
**Department:** Kendall County Administration

---

**Action Requested:**

Approval of Kendall County Fiscal Year 2025 Budget

**Board/Committee Review:**

Committee of the Whole – Budget Hearings 9/20/24

Committee of the Whole 10/10/2024

Committee of the Whole 10/24/2024

**Fiscal impact:**

The Kendall County Fiscal Year 2025 Tentative Budget totals \$120,653,702.53 in requested expenditure.

---

**Background and Discussion:**

The \$124M Fiscal Year 2025 Tentative Budget captures funding requests for approximately 100 funds. The funding requests, made by Kendall County Departments and Offices, will fund operations, capital and debt service for FY25.

The Corporate Fund (General Fund) is the major operating fund for the County. In the Kendall County Fiscal Year 2025 Tentative Budget, the General Fund total requests are \$34,207,218, with a current deficit of (\$2,791,853).

The Finance Chairman and members of Administration have met with various County Elected and Appointed Officials to reduce the \$2.8M General Fund deficit. Proposed solutions include reduction of levy fund requests, reduction of General Fund salaries and expenditures, reclassification of General Fund capital expenditures to other capital funds, reclassification of Election commodities and capital expenditures to the Election Fund, increase revenue transfers in from other funds, increase sales tax revenue, and increase the PTELL levy calculation to include the CPI increase.

The County intends to approve the final budget on November 6, 2024.

**Staff Recommendation:**

Discuss and recommend the Kendall County Fiscal Year 2025 Budget

**Attachments:**

Please see: Kendall County Fiscal Year 2025 Budget Hearings Binder

Change Log  
October 24, 2024

**FY25 Budget**

<b>CURRENT GENERAL FUND SURPLUS/(DEFICIT)</b>	<b>\$ (2,791,853)</b>
1 Decrease Revenue: increase Veterans Assistance Commission Fund Levy Request	(6,771)
2 Decrease Revenue: increase GF Expense Transfer to Historic Preservation Fund	(13,200)
3 Decrease Revenue: increase Liability Fund Levy Request	(125,000)
4 Decrease Revenue: increase IMRF Fund Levy Request	(100,000)
5 Increase Revenue: decrease Social Security Fund Levy Request	480,245
6 Decrease Expense: remove GF Expense Transfer to 27th Payroll	30,000
7 Increase Revenue: increase Property Tax Levy by PTELL CPI calculation	887,317
8 Decrease Expense: Moved PBZ, Technology & Circuit Clerk Capital Funds	437,435
9 Decrease Expense: reduce Probation Services Juvenile Board and Care	25,000
10 Decrease Expense: reduce Deputy Coroner Salary to \$71,000	14,000
11 Decrease Expense: reduce Deputy County Clerk salaries - lowered to 4% average	10,167
12 Decrease Expense: remove State's Attorney New Hire Asst. States Attorney	80,750
13 Increase Expense: increase Utilities Water expenditure	(25,634)
14 Decrease Expense: reduce Administration Salaries	337
15 Decrease Expense: reduce Sheriff Sergeant Salaries - duplicate expense	41,408
16 Decrease Expense: reduce Sheriff Deputies Patrol Salaries - calculation error & historic averages	248,197
17 Decrease Expense: reduce GF Elections expense and increase Elections Fund expense	370,000
18 Increase Revenue: increase Transfer In from Public Defender State Funding	90,000
19 Increase Revenue: increase Transfer In from Circuit Clerk Fees	90,000
20 Increase Revenue: increase 1/4 Cent Sales Tax Revenue	126,000
21 Increase Revenue: increase State Income Tax Revenue	112,083
22 Increase Expense: increase PBZ Professional Development	(6,000)
23 Decrease Expense: decrease contingency	11,119
24 Decrease Expense: transfer out to Administrative Building	14,399
Balance	(0)

FY25 Levy Calculation & Requests  
October 24, 2024

	FY24	FY25	Difference	% Change
New Construction	\$ 94,600,805	\$ 87,642,477	\$ (6,958,328)	-7.4%
Rate Setting EAV	\$ 4,602,340,505	\$ 5,032,182,360	\$ 429,841,855	9.3%
<b>Levy Extension w/o CPI Increase</b>	<b>\$ 24,880,298</b>	<b>\$ 26,575,882</b>	<b>\$ 1,695,583</b>	<b>6.8%</b>
<b>CPI Increase</b>	<b>\$1,217,273</b>	<b>\$887,317</b>	<b>\$ (329,956)</b>	<b>-27.1%</b>
<b>Available Levy Extension w/ CPI</b>	<b>\$ 26,097,572</b>	<b>\$ 27,463,199</b>	<b>\$ 1,365,627</b>	<b>5.2%</b>

	FY24 Levy	FY25 Levy Requests	FY23 Available Levy v. FY22 Levy \$ Incr./ (Decr.)	% Incr./ -Decr.
<b>Levy Funds</b>				
General Fund	\$15,044,131	\$16,342,749	1,298,618	8.6%
Health & Human Services Fund	1,511,409	1,511,000	(409)	0.0%
708 Mental Health Fund	1,045,192	1,098,107	52,915	5.1%
Social Services for Seniors Fund	363,125	406,500	43,375	11.9%
Extension Education Fund	192,378	197,863	5,485	2.9%
County Highway Fund	1,500,363	1,500,000	(363)	0.0%
County Bridge Fund	500,274	500,000	(274)	-0.1%
IMRF	2,400,121	2,620,127	220,006	9.2%
Social Security	1,600,234	1,200,001	(400,233)	-25.0%
Liability Insurance Fund	1,345,724	1,537,565	191,841	14.3%
Tuberculosis Fund	30,375	30,000	(375)	-1.2%
Veterans Assistance Cms.	512,701	519,287	6,586	1.3%
<b>Total Requests: Capped</b>	<b>\$26,046,027</b>	<b>\$27,463,199</b>	<b>\$1,417,172</b>	<b>5.4%</b>

Kendall County  
 PTELL Calculation  
 PTELL - Property Tax Extension Limitation Law  
 10/24/2024

	FY25 PTELL Calculation	New Dollars
	3.4%	
<b>CPI</b>		
<b>New Construction</b>	\$ 87,642,477	New Construction amount \$ 87,642,477
<b>Rate Setting EAV</b>	\$ 5,032,182,360	x Limiting rate 0.005458
		= New Construction portion <b>\$478,310</b>
Previous Year Actual Extension	26,097,572	
Subtract Previous Year PBC Levy	-	
= Previous Year Net Extension	26,097,572	Previous Year Net Extension \$ 26,097,572
Previous Year Net Extension	26,097,572	x CPI 3.4%
x CPI Factor (1+CPI)	1.0340	= Previous Year Net Extension portion <b>\$887,317</b>
<b>= Numerator</b>	26,984,889	
Estimated New Year EAV	5,032,182,360	
Less Estimated New Construction	(87,642,477)	
= Est. Net New Year EAV ( <b>Denominator</b> )	4,944,539,883	
<u>Previous Year Extension x CPI (<b>Numerator</b>)</u>	26,984,889	
New EAV - New Construction ( <b>Denominator</b> )	4,944,539,883	
= Limiting Rate	0.005458	
Estimated New Year Rate Setting EAV	5,032,182,360	
x Limiting Rate	0.005458	
New Year Net Extension	27,463,199	
Less Previous Year Net Extension	(26,097,572)	
Capped Levy: Estimated New dollars	<b>1,365,627</b>	Est. Total New Dollars <b>\$1,365,627</b>
Net Extension addtl levy	27,463,199	
Total Extension	27,463,199	
Previous Year Rate Setting EAV	4,602,340,505	
Current Year Rate Setting EAV (Est.)	5,032,182,360	
EAV Increase/(Decrease)	429,841,855	
	9.34%	



Rate Setting EAV Historical Data									
Final Abstract: ANicoletti			Tax Computation: DGillette						
Tax Yr	Budget Yr	GROSS EAV (COA)	FINAL ABSTRACT GROSS EAV (BOR)	RATE SETTING EAV	N/C	Capped Levy	Uncapped Levy	Total	CPI
2005	2005-06			2,132,577,040	203,290,235	11,771,839	1,356,319	13,128,158	3.3%
2006	2006-07			2,562,012,897	260,535,620	14,049,007	1,149,161	15,198,168	3.4%
2007	2007-08		3,179,926,464	3,044,465,911	262,983,885	15,792,158	1,242,182	17,034,340	2.5%
2008	2008-09			3,277,539,459	181,449,389	17,403,734	1,356,901	18,760,635	4.1%
2009	2009-10		3,615,239,348	3,365,125,620	79,100,180	17,840,550	1,455,080	19,295,630	0.1%
2010	2010-11	3,430,144,759	3,416,531,905	3,172,454,510	38,635,983	18,547,755	1,744,216	20,291,971	2.7%
2011	2011-12	3,162,894,335	3,149,128,883	2,917,287,004	24,359,763	18,969,075	1,447,558	20,416,633	1.5%
2012	2012-13	2,922,578,695	2,897,850,640	2,670,163,229	22,268,159	19,702,333	180,236	19,882,569	3.0%
2013	2013-14	2,777,822,084	2,756,669,643	2,526,688,051	24,956,200	20,237,255		20,237,255	1.7%
2014	2014-15	2,768,955,774	2,758,296,190	2,528,541,825	25,080,332	20,444,019		20,444,019	1.5%
2015	2015-16	2,898,470,127	2,882,920,371	2,638,618,544	20,444,019	20,869,626		20,869,626	0.8%
2016	2017	3,108,196,593	3,095,321,296	2,839,493,270	28,608,147	21,229,471		21,229,471	0.7%
2017	2018	3,305,543,334	3,298,640,102	3,029,500,355	38,488,173	21,472,796		21,472,796	0.0% 2.1% County opted not to take
2018	2019	3,519,181,146	3,514,794,834	3,227,251,848	39,856,955	21,711,982		21,711,982	0.0% 2.1% County opted not to take
2019	2020	3,750,431,214	3,737,852,043	3,432,921,537	49,468,337	22,000,908		22,000,908	0.0% 1.9% County opted not to take
2020	2021	3,911,810,870	3,905,693,524	3,584,835,597	59,473,274	22,341,771		22,341,771	0.0% 2.3% County opted not to take
2021	2022	4,124,445,308	4,127,731,112	3,781,079,971	75,309,152	22,725,803	20,040	22,745,843	0.0% 1.4% County opted not to take
2022	2023	4,504,414,064	4,499,450,032	4,125,581,150	81,902,729	24,345,467	26,404	24,371,871	5.0% County Took CPI of 5%
2023	2024	5,018,473,353	5,018,307,885	4,602,340,505	94,600,805	26,046,026	51,546	26,097,572	5.0% County Took CPI of 5%
2023 v. 2024		11.41%	11.53%	9.11%	15.50%	6.99%		7.08%	
Rate setting EAV v. BOR EAV		514,059,289	518,857,853	476,759,355	12,698,076	1,700,559	25,142	1,725,701	
			99.997%	-8.29%					
				415,967,380					

Projected Data									
ANicoletti		Calculation				ANicoletti			
Assmt Yr	Budget Yr	COA EAV	BOR EAV	RATE SETTING EAV	N/C	Capped Levy	Uncapped Levy	Total	CPI
2024	2025	5,487,164,194	5,486,999,579	5,032,182,360	87,642,477	27,463,199		27,463,199	3.4%
2022 v. 2024		9.34%	9.34%	9.34%	-7.355%	5.441%		5.233%	
Rate setting EAV v. BOR EAV		468,690,841	468,691,694	429,841,855	(6,958,328)	1,417,174		1,365,627	
			99.997%	-8.29%					

164,615 454,817,220  
BOR Reductions Co Clerk Exemptions

0.54575% LIMITING RATE = (ratio of the previous year extension increased by CPI) to (New EAV less new construction)  
478,310 New Construction dollars = limiting rate \* new construction value

0.54575%

# Property Tax

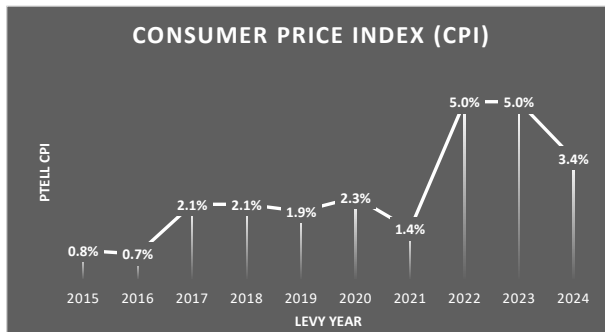
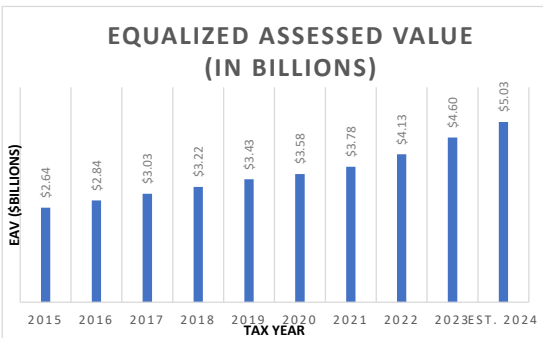
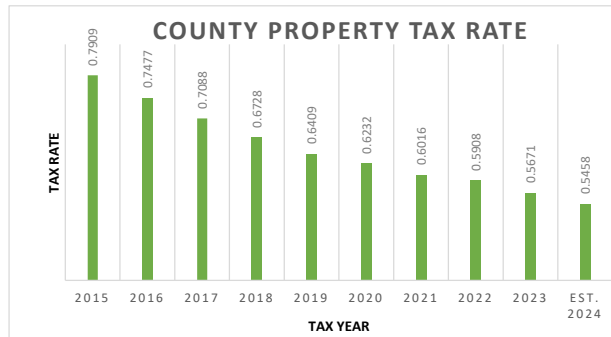
## PROPERTY TAX

The ad valorem property tax is allocated to the following funds:

Fund	Tax Year 2024		Tax Year 2023		Tax Year 2022		Tax Year 2021	
	FY25 Budget - Estimate	%	FY24 Budget	%	FY23- Actual	%	FY22- Actual	%
General Fund	16,342,749	59.5%	15,044,131	57.6%	13,584,301	55.7%	12,513,862	55.0%
IMRF	2,620,127	9.5%	2,400,121	9.2%	2,396,138	9.8%	2,150,300	9.5%
Liability Insurance Fund	1,537,565	5.6%	1,345,724	5.2%	1,303,271	5.3%	1,305,607	5.7%
Health & Human Services Fund	1,511,000	5.5%	1,511,409	5.8%	1,508,725	6.2%	1,454,203	6.4%
County Highway Fund	1,500,000	5.5%	1,500,363	5.7%	1,497,586	6.1%	1,500,333	6.6%
Social Security	1,200,001	4.4%	1,600,234	6.1%	1,597,425	6.6%	1,400,134	6.2%
708 Mental Health Fund	1,098,107	4.0%	1,045,192	4.0%	1,023,144	4.2%	947,161	4.2%
Veterans Assistance Cms.	519,287	1.9%	512,701	2.0%	350,674	1.4%	351,262	1.5%
County Bridge Fund	500,000	1.8%	500,274	1.9%	499,195	2.0%	500,237	2.2%
Social Services for Seniors Fund	406,500	1.5%	363,125	1.4%	362,639	1.5%	400,038	1.8%
Extension Education Fund	197,863	0.7%	192,378	0.7%	192,252	0.8%	187,542	0.8%
Tuberculosis Fund	30,000	0.1%	30,375	0.1%	30,117	0.1%	15,124	0.1%
Federal Aid Matching Fund				0.0%		0.0%		0.0%
<b>Total Capped Levies</b>	<b>27,463,199</b>	<b>100.0%</b>	<b>26,046,026</b>	<b>99.8%</b>	<b>24,345,467</b>	<b>99.9%</b>	<b>22,725,803</b>	<b>99.9%</b>
Uncapped Levy: Revenue Recapture			51,546	0.2%	26,404	0.1%	20,040	0.1%
<b>Total All Levies</b>	<b>27,463,199</b>	<b>100%</b>	<b>26,097,572</b>	<b>100.0%</b>	<b>24,371,871</b>	<b>100.0%</b>	<b>22,745,843</b>	<b>100.0%</b>

### Property Tax Bill - Village of Oswego Example

2023 Tax - Payable 2024	Rate per \$100	% of Total
Kendall County	0.56705	6.47%
Oswego School District #308	5.87105	67.03%
Oswego FPD	0.73582	8.40%
Waubensee JC #516	0.45151	5.16%
Oswego Park District	0.40890	4.67%
Oswego Library District	0.24447	2.79%
Forest Preserve	0.14257	1.63%
Oswego Road District	0.13993	1.60%
Village of Oswego	0.13945	1.59%
Oswego Township	0.05762	0.66%
<b>Total</b>	<b>8.75837</b>	<b>100%</b>



### Estimated Kendall County Property Tax Portion

Property Tax on a Residential Home:  
 Estimated Market Value / 3 / \$100 \* Tax Rate = Property Tax

**Tax Year 2023 - Payable 2024**  
 \$300,000 / 3 / \$100 \* .5671 = \$ 567.05

**Tax Year 2024 - Payable 2025**  
 \$300,000 / 3 / \$100 \* .5458 = \$ 545.75

Kendall County Portion - Tax  
 Decrease \$ (21.30)

### County Services

Animal Control	Judicial & Court Services
Building Inspections & Permits	Mental Health Services
Community Health Services	Property Tax Exemptions
Corrections/Jail	Property Tax Payment
County Bridge Maintenance	Recorder of Deeds
County Coroner Services	Regional Office of Education
County Highway Road Maint.	Services for Senior Citizens
Elections	Sheriff Services
Emergency Management Services	Tuberculosis Management
Extension Education	Veteran's Assistance

## GENERAL FUND REVENUE SUMMARY

ACCOUNT & DESCRIPTION			BUDGET 2024	BUDGET 2025	% CHANGE IN BUDGET
General Fund Total Revenues			30,371,782	33,339,239	9.8%
<b>TAXES</b>					
<b>OVERSIGHT</b>					
11002539 41010	Admin	Current Property Tax	\$15,043,725	16,342,749	8.6%
11002539 41020	Admin	Personal Property Repl. Tax	915,000	650,000	-29.0%
11002539 41030	Admin	State Income Tax	3,208,685	3,640,768	13.5%
11002539 41040	Admin	Local Use Tax	810,000	810,000	0.0%
11002539 41050	Admin	State Sales Tax	600,000	700,000	16.7%
11002539 41060	Admin	Franchise Tax	149,431	150,000	0.4%
11002539 41070	Admin	Local Share Cannabis Tax	75,000	250,000	233.3%
11002539 41140	Admin	1/4 Cent Sales Tax	3,280,000	3,906,000	19.1%
11000606 41160	Co. Clerk	Co. Real Estate Transfer Tax	450,000	450,000	0.0%
Total Taxes			24,531,841	26,899,517	9.7%
<b>LICENSES, PERMITS, &amp; FEES FROM SERVICES</b>					
11000222 41390	Assessor	Assessment Miscellaneous	3,000	3,000	0.0%
11000314 41290	Circuit Clerk	Circuit Clerk Fees	1,000,000	1,310,000	31.0%
11000314 41300	Circuit Clerk	Cir. Clk. System Fee	10,000	9,000	-10.0%
11000314 42130	Circuit Clerk	Cir. Clk. GPS Service Fee	2,000	0	-100.0%
11000314 42140	Circuit Clerk	Cir. Clk. Periodic Impris. Fee	8,000	8,500	6.3%
11000314 42250	Circuit Clerk	Circuit Clerk Revenue	30,000	0	-100.0%
11000529 42200	Admin	County Building Postage Reimb.	170,000	120,000	-29.4%
11002539 42220	Admin	Compost Fees	5,000	5,000	0.0%
11000606 41210	County Clerk	County Clerk Fees	350,000	300,000	-14.3%
11000606 41220	County Clerk	Recorder's Miscellaneous	40,000	40,000	0.0%
11000825 41150	Treasurer	Property Tax Late Pymnt. Penalty	325,000	325,000	0.0%
11000825 41400	Treasurer	Treasurer Fees	21,000	20,000	-4.8%
11000825 41700	Treasurer	Miscellaneous Revenue	30,000	30,000	0.0%
11001618 41340	Probation	Probation Board & Care	0	0	0.0%
11001719 41360	Public Defender	Public Defender Fees	4,050	4,050	0.0%
11001902 41180	PBZ	Building Fees	85,000	100,000	17.6%
11001902 41190	PBZ	Recording Fees	1,200	1,200	0.0%
11001902 41200	PBZ	Zoning Fees	10,000	10,000	0.0%
11001902 41450	PBZ	2012 NRA Fee	10	10	0.0%
11002009 41240	Sheriff	Sheriff Fees	107,250	121,765	13.5%
11002009 41250	Sheriff	Sheriff Miscellaneous	13,123	8,618	-34.3%
11002009 41260	Sheriff	HIDTA Reimbursement	40,000	52,181	30.5%
11002009 42070	Sheriff	Security Detail Income	18,000	4,528	-74.8%
11002011 41270	Sheriff	Merit Commission Revenue	0	41,150	100.0%
11002010 42050	Sheriff	Prisoner Transport	700	818	16.9%
11002010 42060	Sheriff	Sheriff Bond Fee	13,800	25,620	85.7%
11002010 42080	Sheriff	Corrections Board & Care	136,875	170,820	24.8%
11002010 42090	Sheriff	Federal Inmate Revenue	503,700	201,480	-60.0%
11002010 42100	Sheriff	Federal Inmate Mileage Reimbursement	3,785	2,428	-35.8%
11002010 42110	Sheriff	Federal Inmate Transport Fees	22,292	21,648	-2.9%
11002120 41370	Circuit Clerk	Fines & Forfeits	260,000	310,000	19.2%
11002120 41380	State's Attorney	State's Attorney Miscellaneous Revenue	1	1	0.0%
11002120 42150	State's Attorney	State's Attorney Trial Fee	250	0	-100.0%
11002120 42160	State's Attorney	State's Attorney Comptroller Collection Fines/Fees	2,000	2,000	0.0%
11002233 41410	ICT	Technology Revenue	1,000	1,000	0.0%
11002233 41420	ICT	Technology Municipality	0	0	0.0%
11002532 41460	Admin	UCCI Reimbursement	3,000	3,000	0.0%
11002532 42210	Admin	Liquor License	21,500	21,500	0.0%
Total Licenses, Permits & Fees from Services			3,241,536	3,274,317	1.0%

## GENERAL FUND REVENUE SUMMARY

ACCOUNT & DESCRIPTION	BUDGET 2024	BUDGET 2025	% CHANGE IN BUDGET
<b>INTEREST</b>			
11000825 41350    Treasurer    Interest Income	650,000	800,000	23.1%
Total Interest	650,000	800,000	23.1%
<b>INTERGOVERNMENTAL</b>			
11000530 41080    Admin    State's Attorney Salary	175,605	184,885	5.3%
11000530 41090    Probation    Probation Officer Salary	729,957	747,441	2.4%
11000530 41100    Admin    Supervisor of Assmnt. Salary	48,213	49,736	3.2%
11000530 41110    Admin    Public Defender Salary	112,975	124,017	9.8%
11000530 41500    Probation    State Comp-Pretrial Officer	175,300	180,439	2.9%
11000530 41130    Admin    Sheriff Salary	86,942	104,517	20.2%
11002233 41430    ICT    KenCom Operations Reimbursement	101,296	104,335	3.0%
11000606 41120    Co Clerk    State Com Election Judge	50,000	30,000	-40.0%
11000912 41280    EMA    EMA Reimbursement from IEMA	48,000	40,000	-16.7%
11001618 41440    Probation    Probation Officer Salary (Municipal)	20,000	20,000	0.0%
Total Intergovernmental	1,548,288	1,585,370	2.4%
<b>TOTAL REVENUE</b>	29,971,665	32,559,205	8.6%
<b>TRANSFERS IN</b>			
11003038 40060    Admin    Transfer from Probation Services Fund	14,557	20,654	41.9%
11003038 40530    Admin    Transfer from Public Defender Auto		12,191	
11003038 40030    Admin    Transfer from Animal Control Fund	10,000	0	-100.0%
11003038 40050    Admin    Transfer from GIS Mapping	13,560	13,560	0.0%
11003038 40220    Admin    Transfer from Court Security Fund	39,000	18,630	-52.2%
11003038 40390    Admin    Transfer from ARPA	88,000	20,000	-77.3%
11003038 40430    Admin    Transfer From CirClk Child Support Fund #1303	20,000	10,000	-50.0%
11003038 40440    Admin    Transfer From CirClk Document Storage Fund #1304	60,000	60,000	0.0%
11003038 40450    Admin    Transfer from CirClk Court Operation #1306	30,000	15,000	-50.0%
11003038 40550    Admin    Transfer from Public Defender State Funding		90,000	
11003038 40540    Admin    Transfer From Election Fund		370,000	
11003038 40230    Admin    Transfer from CirClk Automation Fund #1313	125,000	150,000	20.0%
Total Transfers	400,117	780,035	95.0%
General Fund Total Revenue & Transfers In	30,371,782	33,339,239	9.8%
GF Expenditures & Transfers Out	(30,371,782)	(33,339,239)	
GF Revenues & Transfers In	30,371,782	33,339,239	9.8%
Surplus (Deficit)	0	0	

**GENERAL FUND EXPENDITURE SUMMARY**

<b>DESCRIPTION</b>	<b>BUDGET 2024</b>	<b>BUDGET 2025</b>	<b>% CHANGE IN BUDGET</b>
<b>EXPENSES</b>			
11000530 Administrative Services	514,859	737,559	43.3%
11000828 Auditing & Accounting	258,500	440,000	70.2%
11002621 Board of Review	85,815	88,839	3.5%
11002550 Capital Expenditures	0	0	
11002734 CASA Expenditures	12,000	12,000	0.0%
11000314 Circuit Court Clerk	1,241,021	1,572,930	26.7%
11001516 Circuit Court Judge	360,413	381,387	5.8%
11001618 Combined Court Services (Probation)	1,511,269	1,556,631	3.0%
11002537 Contingency	636,859	429,513	-32.6%
11000417 Coroner	222,984	298,704	34.0%
11002010 Corrections	5,118,702	5,408,225	5.7%
11000222 County Assessments	359,407	387,969	7.9%
11002532 County Board	208,388	226,640	8.8%
11000606 County Clerk & Recorder & Bonds	183,307	202,154	10.3%
11000607 Election Costs	758,347	797,107	5.1%
11000912 Emergency Management Agency	101,662	117,309	15.4%
11001001 Facilities Management	1,310,929	1,596,028	21.7%
11000224 Farmland Review Board	353	353	0.0%
11001515 Jury Commission	87,450	94,250	7.8%
11002011 Merit Commission	44,927	107,506	139.3%
11001902 Planning, Building & Zoning	238,387	269,643	13.1%
11000529 Postage County Building	130,878	141,068	7.8%
11001719 Public Defender	647,957	784,032	21.0%
11001808 Regional Office of Education	99,929	103,149	3.2%
11002009 Sheriff	7,360,777	8,051,474	9.4%
11002836 Soil & Water Conservation District Grant	55,000	60,000	9.1%
11002120 State's Attorney	1,804,630	2,108,594	16.8%
11002233 Technology Services	987,457	1,274,711	29.1%
11000825 Treasurer	539,448	578,919	7.3%
11003131 Human Resource	321,939	392,483	21.9%
11001044 Utilities	789,730	937,315	18.7%
<b>TOTAL EXPENDITURES</b>	<b>25,993,322</b>	<b>29,156,492</b>	<b>12.2%</b>

**GENERAL FUND EXPENDITURE SUMMARY**

<b>DESCRIPTION</b>	<b>BUDGET 2024</b>	<b>BUDGET 2025</b>	<b>% CHANGE IN BUDGET</b>
<b>TRANSFERS OUT:</b>			
<b>Debt Service</b>			
11003038 Trsn to Adm Bldg Debt Serv	104,760	96,547	-7.8%
<b>Subtotal - Debt Service</b>	104,760	96,547	-7.8%
<b>Capital/Reserves</b>			
11003038 Trns to Building Fund	35,000	35,000	0.0%
11003038 Trsn to Cap Improve Fund	150,000	150,000	0.0%
<b>Subtotal - Capital/Reserve Funds</b>	185,000	185,000	0.0%
<b>Other Transfers Out</b>			
11003038 Trns to Kendall Area Transit	25,500	-	-100.0%
11003038 Trns to 27th Payroll Fund	-	-	
11003038 Trns to Health Care Fund	4,050,000	3,888,000	-4.0%
11003038 Trns to Historic Pres. CLG	13,200	13,200	0.0%
<b>Subtotal - Other Transfers Out</b>	4,088,700	3,901,200	-4.6%
<b>TOTAL TRANSFERS OUT</b>	4,378,460	4,182,747	-4.5%
<b>TOTAL EXPENDITURES AND TRANSFERS OUT</b>	30,371,782	33,339,239	9.8%







**Capital Improvement Fund 1402**

Department	Priority	Vehicle, Equipment, Furnishings, Office Alterations, Other	Capital Fund Requests	\$ Changes	Changes Description	Remarks	
1	Technology	Medium	TOTP / RSA Hardware Tokens	45,000			With increased MFA demand on all items, we will need to purchase hardware tokens for individuals without a County owned phone.
2	Facilities	Not given	HCH RTU (roof top unit) 1	25,000			Unit at 34 years. Having leaks. Services KAT
3	Facilities	Not given	HCH RTU (roof top unit) 2	20,000			Unit at 34 years. Services Meeting Room 1st floor
4	Facilities	Not given	HCH RTU (roof top unit) 3	20,000			Unit at 34 years. Services Forest Preserve
5	Facilities	Not given	FM/CO Fire Panel	40,000			Update fire panel as it is having a lot of issues and so it is up to code
6	Facilities	Not given	FM Van	65,000	(65,000)	Purchasing in FY24	Replacement van for Brad
7	Facilities	Not given	HHS Intelepak 1	250,000			21 years old. Starting to have problems with them. Limping along. RTU. Went down 6/21/2024
8	Facilities	Not given	HHS Intelepak 2	250,000			21 years old. Starting to have problems with them. Limping along. RTU
9	Facilities	Not given	HHS UPS Replacement	80,000			21 years old
10	Facilities	Not given	Property Safety All Buildings	20,000	(20,000)	Moving into FY24	OSHA: approx. hundred safety lights need replacing, carbon monoxide detectors, stop the bleed kits
11	Facilities	Not given	Ladders/Storage sheds	15,000	(15,000)	Moving into FY24	Per OSHA. Rusty/bent ladders currently being used. Storage sheds in hard to reach areas
12	Facilities	Not given	Door Program	25,000			Fix old doors around the county that are beyond repair

Total Capital Requests	\$ 855,000	\$ (100,000)
<b>FY25 Capital Improvement Fund Budget</b>		<b><u>\$ 755,000</u></b>

Current Fund Balance	\$ 3,026,007
FY24 Est. Revenue	250,000
FY24 Est. Expense	50,022
FY24 Est. Ending Balance	<u>\$ 3,225,985</u>

FY25 Beginning Balance	\$ 3,225,985
FY25 Capital Request	755,000
Est. Ending Balance FY25	<u>\$ 2,470,985</u>

**Public Safety Capital Fund 1404**

	Department	Priority	Vehicle, Equipment, Furnishings, Office Alterations, Other	Capital Fund Requests	\$ Changes	Changes Description	Remarks
1	EMA	High	Vehicle	\$ 2,500			Outfitting donated vehicle
2	EMA	High	Vehicle	2,500			Outfitting donated vehicle
3	EMA	High	Dual band Starcom 700/800mhz UHF P25 Radio	5,800	(5,800)	Removed	Update radios due to KenCom upgrades
4	EMA	High	Dual band Starcom 700/800mhz UHF P25 Radio	5,800	(5,800)	Removed	Update radios due to KenCom upgrades
5	EMA	High	Starcom 700/800 MHz Radios	4,000	(4,000)	Project rescinded by EMA Director	Radio for Search and Rescue Team
6	EMA	High	Starcom 700/800 MHz Radios	4,000	(4,000)	Project rescinded by EMA Director	Radio for Search and Rescue Team
7	EMA	High	Starcom 700/800 MHz Radios	4,000	(4,000)	Project rescinded by EMA Director	Radio for Search and Rescue Team
8	EMA	High	Kenwood NX-5800-K Mobile P25 UHF	2,500	(2,500)	Project rescinded by EMA Director	Update radio for EMA Director Vehicle
9	Technology	High	MDTs for Public Safety Squads replacement	115,000			Replacing 26 Squad Cars MDTs with 5 year warranty
10	Technology	High	Public Safety Training Laptops	8,500			Request from Public Safety for 5 training laptops with 3 year warranty's specifically for PSO
11	Sheriff	High	Corrections transport vehicle	69,176	(69,176)	Purchasing in FY24	Replace high maint vehicles
12	Sheriff	High	Electronic control devices (Tasers)	430,287	(344,190)	Split up cost \$430,287 /5 years	Replace all KCSO ECDs that are end of life
13	Sheriff	High	Body cameras	109,565			Replace KCSO body cameras, end of life
14	Sheriff	High	Tablets for corrections transports	18,745			transports & GPS capabilities deputy safety
15	Sheriff	High	Property Sealer	12,095	(12,095)	Moved to Commissary Fund 132120	health & welfare, reduce KCSO liability
16	Sheriff	Medium	Patrol Vehicle	75,860	(75,860)	Removed	Replace high maint vehicles
17	Sheriff	Medium	Patrol Vehicle	75,860	(75,860)	Removed	Replace high maint vehicles
18	Sheriff	High	X-Ray Machine for Courthouse	77,000			Replace Xray machine that is out of warranty and end of life
19	Sheriff	Medium	Auxiliary Deputy Radios	6,625	(6,625)	Removed	Update Aux. Radios due to KenCom upgrades
20	SAO	High	Move High Density Files	25,000			
21	Facilities	Not given	PSC Dock Railing	7,000			OSHA requirement. Dock railing currently failing
22	Facilities	Not given	PSC Bottle Refill Stations	15,000			Install bottle refill stations to remove contracted monthly payment for bottle refill units
23	Facilities	Not given	PSC Generator Fence	5,000			Fence to keep generator away from public access
24	Facilities	Not given	Jail Air Handling Units 3	900,000	(900,000)	Pushed to FY26	Approaching 34 years. Original units. Might end up being more. Having difficulty getting pricing.
25	Facilities	Not given	Jail Roof	750,000	(750,000)	Pushed to FY26	Roof of Jail. Does not include any PSC roofing
26	Facilities	Not given	CH Sump Pumps	230,000	(80,000)	Only doing 3 old doors	Courthouse sumps in the basement. 3 are 26 years old. 2 are 15 years old (\$150,000 for three old ones)
27	Facilities	Not given	CH Courtroom Doors	104,167			Courtroom doors in new courthouse are badly damaged and very heavy. \$50,000 per set. 2 sets
28	Facilities	Not given	CH UPS Replacement	200,000			15 years old
29	Facilities	Not given	CH VAV Boxes	120,000	(120,000)	Moved to ARPA	Courtroom 111, 112, 113: Two VAV's per courtroom. Having issues. Taking weekends to clean them out.
30	Facilities	Not given	CH Air Conditioning Unit 4	90,000	(90,000)	Moved to ARPA Fund 1770	Having issues and spending a lot of time with maintenance
31	Facilities	Not given	CH Air Conditioning Unit 5	90,000			Having issues and spending a lot of time with maintenance
32	Facilities	Not given	CH Shelving Units	12,500			Addressing storage needs for a few different departments

**Public Safety Capital Fund 1404**

Department	Priority	Vehicle, Equipment, Furnishings, Office Alterations, Other	Capital Fund Requests	\$ Changes	Changes Description	Remarks	
33	Facilities	Not given	CH Judicial Hallway Painting	30,000			Repaint the hallway in back hallway. Original paint and needs chair rails.
34	Facilities	Not given	Add in bulletproof protection at CH entrance	30,000	(30,000)	Removed. Re-costing the project	CH Safety
35	Facilities	Not given	CH Archway	20,000			Old Entrance Archway is falling apart and needs repair
36	Facilities	Not given	Jail Stainless Steel Toilets	10,000			Need to replace porcelain toilets
37	Facilities	Not given	Jail Window Tinting Cells	7,500			Replace all aged roller shades with window tint
38	Facilities	Not given	CH Judicial Hallway Access Control	60,000			Requested by judge to allow better access in case of emergency and decrease public access
39	Facilities	Not given	AC Epoxy Garage	25,000	(25,000)	Removed	Requested by Animal Control director to improve garage flooring
40	Facilities	Not given	AC Epoxy Kennels/Hallways	60,000			Health of dogs in question as previous flooring is coming up and being ingested by dogs
41	Probation	Medium	2 TV Monitors for waiting rooms	4,000			Displays available resources and pre recorded role play
42	Probation	Medium	6- Tablets for waiting rooms	2,400			Used for new client information to be entered into system. of positive behavioral skills and conflict resolution.
43	Probation	Low	10 desktop scanners	2,000			scanning documents from clients into case management
44	Co. Board	High	A&E Temp Courthouse	525,000			111 Fox Street employees temp. relocation to CH
45	Co. Board	High	Courthouse Temp Space	1,000,000			111 Fox Street employees temp. relocation to CH

Total Capital Request	\$ 5,354,380	\$ (2,604,906)
<b>FY25 PS Capital Fund Budget</b>		<b>\$ 2,749,474</b>

Current Fund Balance	\$ 668,944
FY24 Est. Revenue	1,131,702
FY24 Est. Expense	<u>1,875,146</u>
FY24 Est. Ending Balance	<u>\$ (74,500)</u>

FY25 Beginning Balance	\$ (74,500)
FY25 Capital Request	<u>2,749,474</u>
Est. Ending Balance FY25	<u>(2,823,973)</u>



# Kendall County Agenda Briefing

---

**Meeting Type:** Committee of the Whole  
**Meeting Date:** 10/24/2024  
**Subject:** **Approval of Year 2025 Capital Discussion**  
**Prepared by:** Latreese Caldwell and Jennifer Karales  
**Department:** Kendall County Administration

---

**Action Requested:**

Discuss the Fiscal Year 2025 Capital Budget

**Board/Committee Review:**

Committee of the Whole 10/10/24

Committee of the Whole 10/24/2024

**Fiscal impact:**

The Kendall County Fiscal Year 2025 Capital Budget totals \$11,516,884 in requested expenditure.

---

**Background and Discussion:**

The \$11.5M Fiscal Year 2025 Capital Budget captures funding requests for capital improvements countywide. The funding requests, made by Kendall County Departments and Offices, will fund both capital improvements (excluding roads & bridges) and building construction for FY25.

The three major capital funds for Kendall County and their requests are:

- Building Fund 1401 \$8,012,410
- Capital Improvement Fund 1402 \$755,000
- Public Safety Capital Improvement Fund 1404 \$2,749,474

Building Fund 1401 includes costs to construct a new county office building at 504 W. Main Street, a roofing replacement, window repairs, and technology upgrades. The Capital Improvement Fund 1402 includes costs for HVAC, and other capital equipment. The Public Safety Capital Improvement Fund includes capital costs for all public safety related expenditures for the Kendall County Courthouse, the Richard Randall Public Safety Center, the Kendall County Jail, and the Kendall County Animal Control Facility.

The County intends to approve the final budget on November 6, 2024.

**Staff Recommendation:**

Discuss and recommend the Kendall County Fiscal Year 2025 Capital Funds

**Attachments:**

Kendall County Fiscal Year 2025 Capital Funds Budget