


Kendall County
Fiscal Year 2020 Budget



Kendall County, Illinois
WWW.CO.KENDALL.IL.US

19-36

Annual Budget and Appropriation Ordinance

An Ordinance making appropriations for all corporate purposes for the County of Kendall, Illinois for the fiscal year commencing on the 1st day of December, A. D., 2019 and ending on the 30th day of November, A. D. 2020. Be it ordained by the County Board of Kendall County, Illinois:


The amounts appropriated for each object and purpose is attached as the document titled, Kendall County Fiscal Year 2020 Budget.

PASSED AND APPROVED by the County Board of the County of Kendall, this 25 day of November, A. D. 2019.

Ayes: 10


Nays: 0

Absent: 0



Scott Gryder
Chairman, County Board

I, Debbie Gillette, County Clerk and Clerk of the County Board in Kendall County, Illinois, and keeper of the records and files thereof, do hereby certify the foregoing to be a true and correct copy of an Ordinance adopted by the County Board at a meeting on the 25 day of November, A. D. 2019.



Debbie Gillette
County Clerk & Clerk of the County Board of
Kendall County, Illinois

FY20 Budget Summary

Sources		All Funds	General Fund	Other Funds
Taxes	48.3%	41,170,798	18,671,197	22,499,601
Licenses, Permits & Fees from Services	23.4%	19,902,175	7,058,943	12,843,232
Interest	0.4%	332,960	200,000	132,960
Intergovernmental	3.9%	3,335,535	885,735	2,449,800
Transfers In	10.2%	8,700,171	2,746,412	5,953,759
Subtotal Revenue		73,441,639	29,562,287	43,879,352
Cash on Hand	13.8%	11,780,332		11,780,332
Total Sources	100.0%	85,221,971	29,562,287	55,659,684

Uses		All Funds	General Fund	Other Funds
Personnel	42.8%	36,477,374	22,176,116	14,301,258
Contractual	13.5%	11,464,323	5,191,112	6,273,211
Commodities	2.1%	1,800,881	655,430	1,145,451
Capital	22.7%	19,370,838	265,290	19,105,548
Other	4.3%	3,669,013	678,339	2,990,674
Debt Service	3.9%	3,298,510		3,298,510
Subtotal Expenditure		76,080,939	28,966,287	47,114,652
Transfers Out for Operations	5.8%	4,980,118	121,000	4,859,118
Transfers Out for Reserves	1.0%	877,500	185,000	692,500
Transfers Out for Debt Service	3.9%	3,283,414	290,000	2,993,414
Subtotal Other Uses		9,141,032	596,000	8,545,032
Total Uses	100.0%	85,221,971	29,562,287	55,659,684

GENERAL FUND REVENUE SUMMARY

CURRENT GENERAL FUND (DEFICIT)

\$ 0

ACCOUNT & DESCRIPTION	BUDGET 2019	BUDGET 2020	% CHANGE IN BUDGET	\$ CHANGE IN BUDGET
General Fund Total Revenues	28,587,023	29,562,287	3.4%	975,264
TAXES				
010-1-000-1100 Current Property Tax	11,502,524	10,982,697	-4.5%	(519,827)
010-1-000-1110 Personal Property Repl. Tax	370,000	390,000	5.4%	20,000
010-1-000-1115 State Income Tax	2,221,490	2,300,000	3.5%	78,510
010-1-000-1120 Local Use Tax	685,000	700,000	2.2%	15,000
010-1-000-1125 State Sales Tax	550,000	550,000	0.0%	0
010-1-000-1130 Franchise Tax	218,500	218,500	0.0%	0
010-1-000-1175 1/4 Cent Sales Tax	3,105,000	3,105,000	0.0%	0
010-1-000-1185 Co. Real Estate Transfer Tax	425,000	425,000	0.0%	0
Total Taxes	19,077,514	18,671,197	-2.1%	(406,317)
LICENSES, PERMITS, & FEES FROM SERVICES				
010-1-000-1170 Miscellaneous Revenue	30,000	30,000	0.0%	0
010-1-000-1180 Property Tax Late Pymnt. Penalty	325,000	325,000	0.0%	0
010-1-001-1205 Facility Mgt Miscellaneous	4,000	0	-100.0%	(4,000)
010-1-002-1205 Building Fees	68,000	68,000	0.0%	0
010-1-002-1215 Recording Fees	1,200	1,200	0.0%	0
010-1-002-1220 Zoning Fees	12,000	12,000	0.0%	0
010-1-006-1205 County Clerk Fees	325,000	325,000	0.0%	0
010-1-006-1210 Recorder's Miscellaneous	35,000	35,000	0.0%	0
010-1-009-1205 Sheriff Fees	177,340	170,000	-4.1%	(7,340)
010-1-009-1210 Prisoner Transport	763	0	-100.0%	(763)
010-1-009-1220 Sheriff Miscellaneous	5,000	4,500	-10.0%	(500)
010-1-009-1225 Bond Fees	11,500	0	-100.0%	(11,500)
010-1-009-1235 Security Detail Income	40,000	35,000	-12.5%	(5,000)
010-1-009-1240 HIDTA Reimbursement	0	25,503		25,503
010-1-010-1205 Corrections Board & Care	219,000	109,500	-50.0%	(109,500)
010-1-010-1206 Prisoner Transport		1,000		1,000
010-1-010-1210 Federal Inmate Revenue	1,618,750	2,044,000	26.3%	425,250
010-1-010-1211 Federal Inmate Mileage Reimbursement	12,417	13,114	5.6%	697
010-1-010-1212 Federal Inmate Transport Fees	101,920	126,464	24.1%	24,544
010-1-010-1225 Sheriff Bond Fee		11,700		11,700
010-1-014-1205 Circuit Clerk Fees	800,000	1,350,000	68.8%	550,000
010-1-014-1210 Cir. Clk. System Fee	20,000	0	-100.0%	(20,000)
010-1-014-1220 Cir. Clk. GPS Service Fee	5,500	5,500	0.0%	0
010-1-014-1225 Cir. Clk. Periodic Impris. Fee	15,000	12,000	-20.0%	(3,000)
010-1-018-1205 Probation Board & Care	5,000	10,000	100.0%	5,000
010-1-019-1205 Public Defender Fees	13,300	16,000	20.3%	2,700
010-1-020-1205 Fines & Forfeits	325,000	300,000	-7.7%	(25,000)
010-1-020-1215 State's Attorney Miscellaneous Revenue	1,000	1,000	0.0%	0
010-1-020-1220 State's Attorney Trial Fee	250	300	20.0%	50
010-1-020-1225 Comptroller Collection Fines/Fees	5,000	6,000	20.0%	1,000
010-1-022-1205 Assessment Miscellaneous	0	3,000		3,000
010-1-025-1205 Treasurer Fees	21,000	21,000	0.0%	0
010-1-027-1205 Health Insurance - Empl. Ded.	1,265,420	1,266,656	0.1%	1,236
010-1-027-1210 Retired & COBRA Health Insurance	180,901	170,852	-5.6%	(10,049)
010-1-029-1205 County Building Postage Reimb.	39,710	80,500	102.7%	40,790
010-1-030-1210 Compost Fees	20,000	20,000	0.0%	0
010-1-032-1205 Liquor License	21,500	21,500	0.0%	0
010-1-032-1250 UCCI Reimbursement		3,000		3,000
010-1-035-1205 KenCom Health Insurance Reimbursement	297,483	344,654	15.9%	47,171
010-1-035-1615 KenCom Operations Reimbursement	47,740	90,000	88.5%	42,260
Total Licenses, Permits & Fees from Services	6,070,694	7,058,943	16.3%	988,249

GENERAL FUND REVENUE SUMMARY

CURRENT GENERAL FUND (DEFICIT)

\$ 0

ACCOUNT & DESCRIPTION	BUDGET 2019	BUDGET 2020	% CHANGE IN BUDGET	\$ CHANGE IN BUDGET
INTEREST				
010-1-000-1135 Interest Income	150,000	200,000	33.3%	50,000
Total Interest	150,000	200,000	33.3%	50,000
INTERGOVERNMENTAL				
010-1-000-1140 State's Attorney Salary	147,117	147,117	0.0%	0
010-1-000-1145 Probation Officer Salary	357,147	512,751	43.6%	155,604
010-1-000-1150 Supervisor of Assmnt. Salary	42,350	42,350	0.0%	(0)
010-1-000-1155 Public Defender Salary	102,090	102,090	0.0%	0
010-1-000-1160 Election Judge	0	0		0
010-1-000-1195 Reimb. PTI	0	4,000		4,000
010-1-012-1210 EMA Reimbursement from IEMA	38,000	40,000	5.3%	2,000
010-1-018-1220 Probation Officer Salary (Municipal)	13,500	16,000	18.5%	2,500
010-1-020-1210 St. Atty. Victim's Assistance Grant	21,820	21,427	-1.8%	(393)
Total Intergovernmental	722,024	885,735	22.7%	163,711
Total Revenue	26,020,232	26,815,875	3.1%	795,643
Transfers In:				
010-1-000-1368 Transfer from Drug Court Fund - Health Insurance	29,731	9,840	-66.9%	(19,891)
010-1-000-1500 Transfer from PS Sales Tax Fund	1,822,523	1,822,523	0.0%	0
010-1-000-1500 Transfer from Court Security Fund	70,000	34,000	-51.4%	(36,000)
010-1-000-1500 Transfer from Probation Services Fund	50,000	30,000	-40.0%	(20,000)
010-1-000-1500 Transfer from GIS Mapping	43,291	59,507	37.5%	16,216
010-1-000-1500 Transfer from VAC	30,187	25,944	-14.1%	(4,243)
010-1-000-1500 Transfer from Animal Control Fund	60,078	53,280	-11.3%	(6,798)
010-1-000-1500 Transfer from Health Dept. - Benefits Reimbursemer	413,241	471,840	14.2%	58,599
010-1-000-1500 Transfer from Cir Clerk - Court Automation	47,740	0	-100.0%	(47,740)
010-1-000-1500 Transfer from Building Fund		239,478		239,478
Total Transfers In	2,566,791	2,746,412	7.0%	179,621
General Fund Total Revenue & Transfers In	28,587,023	29,562,287	3.4%	975,264
GF Expenditures & Transfers Out				
	(28,587,023)	(29,562,287)		
GF Revenues & Transfers In				
	28,587,023	29,562,287		
Surplus (Deficit)				
	(0)	0		

GENERAL FUND EXPENDITURE SUMMARY

DESCRIPTION	BUDGET 2019	BUDGET 2020	% CHANGE IN BUDGET	\$ CHANGE IN BUDGET
EXPENSES				
Administrative Services	339,612	351,453	3.5%	11,841
Auditing & Accounting	53,950	55,150	2.2%	1,200
Board of Review	75,985	77,485	2.0%	1,500
Bonds & Notaries	6,625	6,000	-9.4%	(625)
Capital Expenditures	120,000	58,500	-51.3%	(61,500)
CASA Expenditures	12,000	12,000	0.0%	0
Circuit Court Clerk	553,921	569,084	2.7%	15,163
Circuit Court Judge	325,184	327,635	0.8%	2,451
Combined Court Services (Probation)	1,228,883	1,345,505	9.5%	116,622
Contingency	123,640	486,976	293.9%	363,336
Coroner	175,223	180,658	3.1%	5,435
Corrections	4,727,137	4,964,965	5.0%	237,828
County Assessments	308,775	306,337	-0.8%	(2,438)
County Board	138,570	142,600	2.9%	4,030
County Clerk & Recorder	168,474	179,628	6.6%	11,154
Election Costs	503,943	751,679	49.2%	247,736
Emergency Management Agency	38,000	89,558	135.7%	51,558
Employee Health Insurance	5,310,200	5,150,200	-3.0%	(160,000)
Facilities Management	1,049,578	1,054,704	0.5%	5,126
Farmland Review Board	325	353	8.6%	28
Jury Commission	83,409	57,070	-31.6%	(26,339)
KenCom Intergovernmental Agreement	2,015,227	1,947,480	-3.4%	(67,747)
Merit Commission	19,910	5,905	-70.3%	(14,005)
Planning, Building & Zoning	211,620	217,333	2.7%	5,713
Postage County Building	44,210	30,500	-31.0%	(13,710)
Property Tax Services	90,000	90,000	0.0%	0
Public Defender	510,729	528,431	3.5%	17,702
Regional Office of Education	85,128	86,805	2.0%	1,677
Sheriff	6,042,594	6,163,317	2.0%	120,723
Soil & Water Conservation District Grant	31,360	60,000	91.3%	28,640
State's Attorney	1,589,398	1,628,858	2.5%	39,460
Technology Services	705,374	707,600	0.3%	2,226
Treasurer	476,959	489,409	2.6%	12,450
Unemployment Compensation	35,000	35,000	0.0%	0
Utilities	825,580	808,109	-2.1%	(17,471)
Total Expenditures	28,026,523	28,966,287	3.4%	939,764

GENERAL FUND EXPENDITURE SUMMARY

DESCRIPTION	BUDGET 2019	BUDGET 2020	% CHANGE IN BUDGET	\$ CHANGE IN BUDGET
TRANSFERS OUT:				
Debt Service				
County Bldg Debt Svs Transfer	140,000	113,100	-19.2%	(26,900)
Courthouse Expansion Debt Svs Transfer	150,000	176,900	17.9%	26,900
Subtotal - Debt Service	290,000	290,000	0.0%	0
Capital/Reserves				
Capital Improvement Fund	150,000	150,000	0.0%	0
Building Fund		35,000		
Subtotal - Capital/Reserve Funds	150,000	185,000	23.3%	35,000
Other Transfers Out				
Election Fund				
Drug Alternative Treatment Fund				
Kendall Area Transit Fund	25,500	25,500	0.0%	0
Economic Development Fund	25,000	25,500	2.0%	500
27th Payroll	70,000	70,000	0.0%	0
Subtotal - Other Transfers Out	120,500	121,000	0.4%	500
TOTAL TRANSFERS OUT	560,500	596,000	6.3%	35,500
TOTAL EXPENDITURES AND TRANSFERS OUT	28,587,023	29,562,287	3.4%	975,264

Multiple Department (CC) Summary

Department (CC): Revenues

Changes to Department (CC):

GL Account	GL Account Description	Changes	Percent Change	2019 Amount	2020 Amount
Revenues					
010-1-000-1100	Property Tax	Decreased	4.52 %	11,502,524	10,982,697
010-1-000-1110	Personal Property Replacement T	Increased	5.41 %	370,000	390,000
010-1-000-1115	State Income Tax	Increased	3.53 %	2,221,490	2,300,000
010-1-000-1120	Local Use Tax	Increased	2.19 %	685,000	700,000
010-1-000-1125	State Sales Tax	Unchanged	0.00 %	550,000	550,000
010-1-000-1130	Franchise Tax	Unchanged	0.00 %	218,500	218,500
010-1-000-1140	State Compensation - State's Atto	Unchanged	0.00 %	147,117	147,117
010-1-000-1145	State Compensation - Probation	Increased	43.57 %	357,147	512,751
010-1-000-1150	State Compensation - Supervisor	Unchanged	0.00 %	42,350	42,350
010-1-000-1155	State Compensation - Public Def	Unchanged	0.00 %	102,090	102,090
010-1-000-1175	1/4 Cent Sales Tax	Unchanged	0.00 %	3,105,000	3,105,000
010-1-000-1185	County Real Estate Transfer Tax	Unchanged	0.00 %	425,000	425,000
010-1-000-1368	Transfer From Drug Court Fund	New this year		0	9,840
010-1-000-1500	General Fund Transfers In	Increased	6.61 %	2,566,791	2,736,572
010-1-035-1615	KenCom Operations Reimbursement	Increased	88.52 %	47,740	90,000
Total Revenues:				22,340,749	22,311,917

Multiple Department (CC) Summary

Department (CC): Facilities Management

Changes to Department (CC):

GL Account	GL Account Description	Changes	Percent Change	2019 Amount	2020 Amount
Revenues					
010-1-001-1205	Facility Management Miscellane	Not used this year		4,000	0
Total Revenues:				4,000	0
Expenses					
010-2-001-6101	Salary - Department Supervisor	Increased	2.00 %	108,392	110,560
010-2-001-6102	Salary - Maintenance	Decreased	2.56 %	348,671	339,757
010-2-001-6104	Salaries - Clerical	Increased	2.00 %	41,375	42,203
010-2-001-6106	Salaries - Overtime	Increased	12.50 %	8,000	9,000
010-2-001-6200	Office Supplies	Unchanged	0.00 %	200	200
010-2-001-6201	Postage	Unchanged	0.00 %	50	50
010-2-001-6205	Mileage	Unchanged	0.00 %	800	800
010-2-001-6206	Training	Increased	100.00 %	250	500
010-2-001-6207	Cellular Phones	Increased	18.11 %	6,350	7,500
010-2-001-6214	Annual Contracts	Unchanged	0.00 %	329,130	329,130
010-2-001-6215	Contractual Services	Unchanged	0.00 %	27,210	27,210
010-2-001-6216	Equipment Maintenance	Increased	12.50 %	60,000	67,500
010-2-001-6217	Vehicle Maintenance/Gas	Increased	3.47 %	4,150	4,294
010-2-001-6236	Equipment Rental	Increased	100.00 %	500	1,000
010-2-001-6237	County Supplies	Increased	0.44 %	114,500	115,000
Total Expenses:				1,049,578	1,054,704

Multiple Department (CC) Summary

Department (CC): Planning, Building & Zoning

Changes to Department (CC):

GL Account	GL Account Description	Changes	Percent Change	2019 Amount	2020 Amount
Revenues					
010-1-002-1205	Building Fee/Permits	Unchanged	0.00 %	68,000	68,000
010-1-002-1215	PBZ - Recording Fees	Unchanged	0.00 %	1,200	1,200
010-1-002-1220	Zoning Fee	Unchanged	0.00 %	12,000	12,000
Total Revenues:				81,200	81,200
Expenses					
010-2-002-6102	Salaries - Planners	Increased	2.00 %	68,959	70,338
010-2-002-6103	Salaries - Compliance Officers	Increased	21.51 %	56,891	69,130
010-2-002-6104	Salary - Clerical	Decreased	23.51 %	37,050	28,340
010-2-002-6115	ZBA Per Diem	Increased	14.29 %	2,800	3,200
010-2-002-6200	Office Supplies	Increased	9.68 %	1,550	1,700
010-2-002-6201	Postage	Increased	53.85 %	650	1,000
010-2-002-6202	Books/Subscriptions	Not used this year		200	0
010-2-002-6203	Dues	Increased	3.33 %	750	775
010-2-002-6204	Conferences	Increased	33.33 %	1,500	2,000
010-2-002-6205	Mileage	Increased	50.00 %	100	150
010-2-002-6206	Training	Increased	400.00 %	200	1,000
010-2-002-6207	Cellular Phone	Increased	94.03 %	670	1,300
010-2-002-6209	Legal Publications	Increased	66.67 %	1,200	2,000
010-2-002-6216	Equipment	Increased	62.50 %	400	650
010-2-002-6217	Vehicle Maintenance/Repairs	Unchanged	0.00 %	2,500	2,500
010-2-002-6361	Plumbing Inspections	Unchanged	0.00 %	14,000	14,000
010-2-002-6363	Consultants	Decreased	16.67 %	18,000	15,000
010-2-002-6367	NPDES Permit Fee	Unchanged	0.00 %	1,000	1,000
010-2-002-6370	Recording Expense	Unchanged	0.00 %	1,200	1,200
010-2-002-6380	Regional Plan Commission	Unchanged	0.00 %	500	500
010-2-002-6381	Zoning Board Of Appeals	Unchanged	0.00 %	500	500
010-2-002-6383	Historical Preservation Committe	Unchanged	0.00 %	500	500
010-2-002-6384	Ad Hoc Zoning	Unchanged	0.00 %	500	500
010-2-002-6385	Refunds	New this year		0	50
Total Expenses:				211,620	217,333

Multiple Department (CC) Summary

Department (CC): County Clerk & Recorder

Changes to Department (CC):

GL Account	GL Account Description	Changes	Percent Change	2019 Amount	2020 Amount
Revenues					
010-1-006-1205	County Clerk Fees	Unchanged	0.00 %	325,000	325,000
010-1-006-1210	Recorder's Miscellaneous	Unchanged	0.00 %	35,000	35,000
Total Revenues:				360,000	360,000
Expenses					
010-2-006-6000	Salary - County Clerk/Recorder	Increased	2.50 %	97,974	100,423
010-2-006-6102	Salaries - Deputy Clerks	Unchanged	0.00 %	34,455	34,455
010-2-006-6150	Temporary Salaries	Increased	130.77 %	5,200	12,000
010-2-006-6200	Office Supplies	Unchanged	0.00 %	10,000	10,000
010-2-006-6201	Postage	Unchanged	0.00 %	10,000	10,000
010-2-006-6202	Books/Subscriptions	Unchanged	0.00 %	100	100
010-2-006-6203	Dues/Memberships	Increased	34.83 %	445	600
010-2-006-6204	Conferences	Increased	50.00 %	500	750
010-2-006-6205	Mileage	Unchanged	0.00 %	800	800
010-2-006-6209	Legal Publications	Unchanged	0.00 %	1,500	1,500
010-2-006-6215	Contractual Services/Consultants	Unchanged	0.00 %	4,500	4,500
010-2-006-6411	Birth & Death Registration	Unchanged	0.00 %	3,000	3,000
010-2-006-6412	Rebinding Old Records	New this year		0	1,500
Total Expenses:				168,474	179,628

Multiple Department (CC) Summary

Department (CC): Election Costs

Changes to Department (CC):

GL Account	GL Account Description	Changes	Percent Change	2019 Amount	2020 Amount
Expenses					
010-2-007-6102	Salaries	Increased	0.84 %	134,443	135,579
010-2-007-6107	Salaries - Overtime	Increased	400.00 %	5,000	25,000
010-2-007-6152	Election Judges Per Diem	Increased	70.75 %	80,000	136,600
010-2-007-6201	Postage	Decreased	50.00 %	20,000	10,000
010-2-007-6205	Election Judges Mileage	Decreased	80.00 %	5,000	1,000
010-2-007-6209	Legal Publications	Increased	100.00 %	5,000	10,000
010-2-007-6215	Contractual Services	Increased	33.33 %	105,000	140,000
010-2-007-6420	School For Judges	Increased	400.00 %	500	2,500
010-2-007-6421	Ballots	Increased	118.18 %	55,000	120,000
010-2-007-6422	Registration Supplies	Unchanged	0.00 %	5,000	5,000
010-2-007-6424	Polling Place/Rental/Miscellaneo	Increased	50.00 %	4,000	6,000
010-2-007-6426	Extra Help	Increased	275.00 %	20,000	75,000
010-2-007-6427	Election Supplies	Increased	50.00 %	50,000	75,000
010-2-007-6428	Polling Place - Delivery and Set-	Decreased	33.33 %	15,000	10,000
Total Expenses:				503,943	751,679

Multiple Department (CC) Summary

Department (CC): Educational Services Region

Changes to Department (CC):

GL Account	GL Account Description	Changes	Percent Change	2019 Amount	2020 Amount
Expenses					
010-2-008-6430	Benefits - Reimbursed To Grundy	Increased	2.00 %	11,811	12,047
010-2-008-6431	Salary Reimbursement For Super	Increased	2.25 %	63,163	64,584
010-2-008-6650	Miscellaneous Expenses Reimbu	Increased	0.20 %	10,154	10,174
Total Expenses:				85,128	86,805

Multiple Department (CC) Summary

Department (CC): Sheriff

Changes to Department (CC):

GL Account	GL Account Description	Changes	Percent Change	2019 Amount	2020 Amount
Revenues					
010-1-000-1195	State Compensation/ Reimburse	New this year		0	4,000
010-1-009-1205	Sheriff Fees	Decreased	4.14 %	177,340	170,000
010-1-009-1210	Prisoner Transport	Not used this year		763	0
010-1-009-1220	Sheriff Miscellaneous	Decreased	10.00 %	5,000	4,500
010-1-009-1225	Sheriff Bond Fee	Not used this year		11,500	0
010-1-009-1235	Security Detail Income	Decreased	12.50 %	40,000	35,000
010-1-009-1240	HIDTA Reimbursement	New this year		0	25,503
Total Revenues:				234,603	239,003
Expenses					
010-2-009-6000	Salary - Sheriff	Increased	2.50 %	122,408	125,468
010-2-009-6102	Salaries - Chief/Commander	Increased	32.48 %	349,273	462,731
010-2-009-6103	Salaries - Deputies	Increased	0.80 %	3,747,563	3,777,714
010-2-009-6104	Salaries - Clerical	Increased	9.41 %	426,737	466,903
010-2-009-6105	Salaries - Deputies Part-Time	Increased	0.01 %	25,000	25,002
010-2-009-6106	Salaries - Deputy Overtime	Unchanged	0.00 %	145,000	145,000
010-2-009-6107	Salaries - Clerical Overtime	Unchanged	0.00 %	500	500
010-2-009-6108	Salaries - Sergeants	Decreased	12.74 %	753,982	657,932
010-2-009-6162	Salaries - Security Detail Expens	Increased	10.76 %	31,600	35,000
010-2-009-6200	Office Supplies	Decreased	7.41 %	9,007	8,340
010-2-009-6201	Postage	Decreased	4.00 %	3,750	3,600
010-2-009-6202	Books/Subscriptions	Decreased	41.91 %	711	413
010-2-009-6204	Conferences/Dues	Increased	8.26 %	22,796	24,678
010-2-009-6205	Fuel	Unchanged	0.00 %	126,000	126,000
010-2-009-6206	Training	Increased	22.90 %	39,945	49,094
010-2-009-6207	Cellular Phone	Increased	52.17 %	6,299	9,585
010-2-009-6215	Contractual Services/Consultants	Increased	10.63 %	51,244	56,690
010-2-009-6216	Equipment Maintenance	Decreased	15.14 %	23,450	19,900
010-2-009-6217	Vehicle Maintenance	Decreased	0.63 %	51,608	51,282
010-2-009-6219	Printing	Decreased	41.10 %	2,927	1,724
010-2-009-6240	Uniforms	Increased	0.61 %	24,900	25,053
010-2-009-6435	Police Supplies	Decreased	4.85 %	21,599	20,552
010-2-009-6436	Weapons/Ammunition	Decreased	6.57 %	21,080	19,695
010-2-009-6437	Canine Expense	Unchanged	0.00 %	2,000	2,000
010-2-009-6438	Contract Expenses	Increased	41.43 %	23,350	33,025
010-2-009-6439	Investigations	Increased	102.04 %	4,900	9,900
010-2-009-6441	Special Response Team	Unchanged	0.00 %	2,000	2,000
010-2-009-6442	Major Crimes Task Force	Increased	50.00 %	1,000	1,500
010-2-009-6445	Drug Testing	Increased	3.61 %	1,965	2,036
Total Expenses:				6,042,594	6,163,317

Multiple Department (CC) Summary

Department (CC): Corrections

Changes to Department (CC):

GL Account	GL Account Description	Changes	Percent Change	2019 Amount	2020 Amount
Revenues					
010-1-010-1205	Correction Department Board & C	Decreased	50.00 %	219,000	109,500
010-1-010-1209	Prisoner Transport	New this year		0	1,000
010-1-010-1210	Federal Inmate Revenue	Increased	26.27 %	1,618,750	2,044,000
010-1-010-1211	Federal Inmate Mileage Reimbur	Increased	5.61 %	12,417	13,114
010-1-010-1212	Federal Inmate Transport Fees	Increased	24.08 %	101,920	126,464
010-1-010-1225	Sheriff Bond Fee	New this year		0	11,700
Total Revenues:				1,952,087	2,305,778
Expenses					
010-2-010-6102	Salaries - Commander	Increased	16.74 %	225,136	262,817
010-2-010-6103	Salaries - Deputies	Decreased	1.99 %	3,432,743	3,364,287
010-2-010-6104	Salaries - Clerical	New this year		0	48,960
010-2-010-6105	Salaries - Deputies Part-Time	Increased	123.57 %	51,000	114,021
010-2-010-6106	Salaries - Deputy Overtime	Decreased	9.08 %	87,988	80,000
010-2-010-6108	Salaries - Sergeants	Increased	15.69 %	527,549	610,328
010-2-010-6215	Contractual Services/Consultants	Increased	23.35 %	350,433	432,264
010-2-010-6455	Medical Expenses	Unchanged	0.00 %	50,288	50,288
010-2-010-6456	Food Service	Unchanged	0.00 %	2,000	2,000
Total Expenses:				4,727,137	4,964,965

Multiple Department (CC) Summary

Department (CC): Merit Commission

Changes to Department (CC):

GL Account	GL Account Description	Changes	Percent Change	2019 Amount	2020 Amount
Expenses					
010-2-011-6459	Merit Commission	Decreased	70.34 %	19,910	5,905
Total Expenses:				19,910	5,905

Multiple Department (CC) Summary

Department (CC): Emergency Management Agency

Changes to Department (CC):

GL Account	GL Account Description	Changes	Percent Change	2019 Amount	2020 Amount
Revenues					
010-1-012-1210	EMA - Reimbursement From IEM	Increased	5.26 %	38,000	40,000
Total Revenues:				38,000	40,000
Expenses					
010-2-012-6101	Salary - Director	Increased	602.74 %	8,538	60,000
010-2-012-6104	Salaries - Clerical	Increased	2.00 %	7,310	7,456
010-2-012-6200	Office Supplies	Unchanged	0.00 %	1,750	1,750
010-2-012-6201	Postage	Not used this year		50	0
010-2-012-6203	Dues/Memberships	Unchanged	0.00 %	450	450
010-2-012-6204	Conferences	Unchanged	0.00 %	530	530
010-2-012-6205	Mileage	Unchanged	0.00 %	500	500
010-2-012-6206	Training	Unchanged	0.00 %	1,000	1,000
010-2-012-6207	Telephone	Unchanged	0.00 %	4,500	4,500
010-2-012-6217	Vehicle Maintenance/Repairs	Unchanged	0.00 %	10,572	10,572
010-2-012-6219	Printing	Unchanged	0.00 %	50	50
010-2-012-6446	Uniforms	Unchanged	0.00 %	250	250
010-2-012-6461	Radio, Siren Maintenance	Unchanged	0.00 %	2,500	2,500
Total Expenses:				38,000	89,558

Multiple Department (CC) Summary

Department (CC): Circuit Clerk

Changes to Department (CC):

GL Account	GL Account Description	Changes	Percent Change	2019 Amount	2020 Amount
Revenues					
010-1-014-1205	Circuit Clerk Fees	Increased	68.75 %	800,000	1,350,000
010-1-014-1210	Circuit Court System Fee	Not used this year		20,000	0
010-1-014-1220	Circuit Clerk - GPS Service Fee	Unchanged	0.00 %	5,500	5,500
010-1-014-1225	Periodic Imprisonment Fee	Decreased	20.00 %	15,000	12,000
Total Revenues:				840,500	1,367,500
Expenses					
010-2-014-6000	Salary - Circuit Clerk	Increased	0.97 %	90,676	91,554
010-2-014-6102	Salaries - Deputy Clerks	Increased	3.25 %	423,745	437,533
010-2-014-6107	Salaries - Overtime	Increased	50.00 %	1,000	1,500
010-2-014-6200	Office Supplies	Unchanged	0.00 %	10,000	10,000
010-2-014-6201	Postage	Unchanged	0.00 %	8,000	8,000
010-2-014-6203	Dues, Memberships	Unchanged	0.00 %	1,000	1,000
010-2-014-6204	Conferences	Unchanged	0.00 %	5,000	5,000
010-2-014-6205	Mileage	Unchanged	0.00 %	1,500	1,500
010-2-014-6219	Printing Forms	Unchanged	0.00 %	13,000	13,000
Total Expenses:				553,921	569,087

Multiple Department (CC) Summary

Department (CC): Jury Commission

Changes to Department (CC):

GL Account	GL Account Description	Changes	Percent Change	2019 Amount	2020 Amount
Expenses					
010-2-015-6102	Salary	Decreased	23.16 %	6,507	5,000
010-2-015-6153	Petit Juror Per Diem	Decreased	36.22 %	39,200	25,000
010-2-015-6154	Grand Juror Per Diem & Mileage	Decreased	48.98 %	19,600	10,000
010-2-015-6200	Office Supplies	Decreased	29.33 %	2,830	2,000
010-2-015-6201	Postage	Decreased	14.97 %	2,940	2,500
010-2-015-6206	Training	Unchanged	0.00 %	1,470	1,470
010-2-015-6475	Meals	Decreased	23.08 %	3,900	3,000
010-2-015-6476	Automation	Increased	11.90 %	5,362	6,000
010-2-015-6477	Jury System Update	Increased	31.25 %	1,600	2,100
Total Expenses:				83,409	57,070

Multiple Department (CC) Summary

Department (CC): Circuit Court Judge

Changes to Department (CC):

GL Account	GL Account Description	Changes	Percent Change	2019 Amount	2020 Amount
Expenses					
010-2-016-6101	Salary - Court Administrator	Decreased	0.97 %	43,775	43,350
010-2-016-6106	Overtime	Unchanged	0.00 %	3,000	3,000
010-2-016-6116	Bailiff Per Diems	Increased	2.47 %	96,557	98,943
010-2-016-6151	Court Reporter, Transcripts - Non	Unchanged	0.00 %	2,000	2,000
010-2-016-6200	Office Supplies	Unchanged	0.00 %	4,000	4,000
010-2-016-6201	Postage	Unchanged	0.00 %	500	500
010-2-016-6204	Conferences	Increased	100.00 %	5,000	10,000
010-2-016-6206	Training	Unchanged	0.00 %	2,000	2,000
010-2-016-6232	Postage Meter Supplies	Unchanged	0.00 %	1,000	1,000
010-2-016-6234	Postage Meter Lease	Unchanged	0.00 %	5,000	5,000
010-2-016-6481	Statutory Expenses	Unchanged	0.00 %	125,000	125,000
010-2-016-6482	State Apportionment Judges' Sal	Unchanged	0.00 %	3,392	3,392
010-2-016-6483	Judges Insurance	Unchanged	0.00 %	1,950	1,950
010-2-016-6484	Judge's Dues	Increased	24.38 %	2,010	2,500
010-2-016-6550	Pre-Paid Postage	Decreased	16.67 %	30,000	25,000
Total Expenses:				325,184	327,635

Multiple Department (CC) Summary

Department (CC): Coroner

Changes to Department (CC):

GL Account	GL Account Description	Changes	Percent Change	2019 Amount	2020 Amount
Expenses					
010-2-017-6000	Salary - Coroner	Increased	1.00 %	58,523	59,108
010-2-017-6102	Salary - Deputy Coroner	Increased	1.89 %	53,000	54,000
010-2-017-6156	Per Call - Salaries	Increased	33.33 %	12,000	16,000
010-2-017-6200	Office Supplies	Unchanged	0.00 %	1,500	1,500
010-2-017-6201	Postage	Decreased	20.00 %	250	200
010-2-017-6203	Dues/Memberships	Increased	40.00 %	1,000	1,400
010-2-017-6206	Training	Unchanged	0.00 %	3,000	3,000
010-2-017-6217	Vehicle Maintenance	Decreased	16.67 %	3,000	2,500
010-2-017-6240	Clothing Allowance	Unchanged	0.00 %	750	750
010-2-017-6490	Autopsies	Unchanged	0.00 %	30,000	30,000
010-2-017-6491	X-Rays	Unchanged	0.00 %	250	250
010-2-017-6492	Toxicology Testing	Unchanged	0.00 %	8,000	8,000
010-2-017-6494	Morgue Supplies	Unchanged	0.00 %	2,500	2,500
010-2-017-6495	Personal Property Disposal	Unchanged	0.00 %	1,000	1,000
010-2-017-6496	Disposition For Indigent Persons	Unchanged	0.00 %	250	250
010-2-017-6497	Histology	Unchanged	0.00 %	200	200
Total Expenses:				175,223	180,658

Multiple Department (CC) Summary

Department (CC): Combined Court Services

Changes to Department (CC):

GL Account	GL Account Description	Changes	Percent Change	2019 Amount	2020 Amount
Revenues					
010-1-018-1205	Probation Board & Care	Increased	100.00 %	5,000	10,000
010-1-018-1220	Probation - Reimbursement From	Increased	18.52 %	13,500	16,000
Total Revenues:				18,500	26,000
Expenses					
010-2-018-6101	Salary - Department Supervisor	Increased	3.20 %	78,000	80,496
010-2-018-6102	Salaries - Probation Officer Super	Increased	52.94 %	118,675	181,500
010-2-018-6103	Salaries - Probation Officers	Increased	1.16 %	677,981	685,844
010-2-018-6104	Salaries - Clerical	Increased	2.99 %	151,627	156,165
010-2-018-6128	Salary - Drug Court Officer	Increased	4.17 %	3,600	3,750
010-2-018-6200	Office Supplies	Unchanged	0.00 %	6,000	6,000
010-2-018-6201	Postage	Decreased	34.21 %	3,800	2,500
010-2-018-6202	Books/Subscriptions	Increased	25.00 %	200	250
010-2-018-6215	Contractual Services/Consultants	Unchanged	0.00 %	3,000	3,000
010-2-018-6217	Vehicle Expense	Unchanged	0.00 %	5,000	5,000
010-2-018-6504	Medical Expenses	Unchanged	0.00 %	1,000	1,000
010-2-018-6505	Kane Juvenile Detention	Increased	36.36 %	110,000	150,000
010-2-018-6506	Juvenile Board & Care	Unchanged	0.00 %	70,000	70,000
Total Expenses:				1,228,883	1,345,505

Multiple Department (CC) Summary

Department (CC): Public Defender

Changes to Department (CC):

GL Account	GL Account Description	Changes	Percent Change	2019 Amount	2020 Amount
Revenues					
010-1-019-1205	Public Defender Fees	Increased	20.30 %	13,300	16,000
Total Revenues:				13,300	16,000
Expenses					
010-2-019-6101	Salary - Public Defender	Increased	2.10 %	153,154	156,370
010-2-019-6102	Salaries - Assistant Pub Defender	Increased	0.04 %	276,146	276,254
010-2-019-6104	Salaries - Clerical	Increased	3.00 %	45,929	47,307
010-2-019-6200	Office Supplies	Unchanged	0.00 %	2,500	2,500
010-2-019-6201	Postage	Unchanged	0.00 %	500	500
010-2-019-6202	Books/Subscriptions	Increased	33.33 %	1,500	2,000
010-2-019-6203	Dues/Memberships	Increased	14.29 %	3,500	4,000
010-2-019-6204	Conferences	Unchanged	0.00 %	4,000	4,000
010-2-019-6215	Contractual Services	Increased	66.67 %	15,000	25,000
010-2-019-6239	Transcripts	Unchanged	0.00 %	2,000	2,000
010-2-019-6511	Interpreter Services	Unchanged	0.00 %	1,000	1,000
010-2-019-6512	Subpoena Witness Fee	Unchanged	0.00 %	500	500
010-2-019-6513	Statutory Expenses/Investigators	Increased	40.00 %	5,000	7,000
Total Expenses:				510,729	528,431

Multiple Department (CC) Summary

Department (CC): State's Attorney

Changes to Department (CC):

GL Account	GL Account Description	Changes	Percent Change	2019 Amount	2020 Amount
Revenues					
010-1-020-1205	Fines & Forfeits/State's Attorney	Decreased	7.69 %	325,000	300,000
010-1-020-1210	State's Attorney Victims Assistanc	Decreased	1.80 %	21,820	21,427
010-1-020-1215	State's Attorney Misc Revenue	Unchanged	0.00 %	1,000	1,000
010-1-020-1220	State's Attorney Trial Fee	Increased	20.00 %	250	300
010-1-020-1225	Comptroller Collection Fines and	Increased	20.00 %	5,000	6,000
Total Revenues:				353,070	328,727
Expenses					
010-2-020-6000	Salary - State's Attorney	Increased	2.10 %	170,171	173,744
010-2-020-6101	Salaries - Assistant State's Attorn	Increased	3.08 %	869,278	896,060
010-2-020-6104	Salaries - Clerical	Increased	3.21 %	330,449	341,054
010-2-020-6117	Temporary Help - Intern	Unchanged	0.00 %	7,000	7,000
010-2-020-6125	Stipends	Unchanged	0.00 %	51,000	51,000
010-2-020-6200	Office Supplies	Unchanged	0.00 %	14,500	14,500
010-2-020-6201	Postage	Decreased	7.69 %	13,000	12,000
010-2-020-6202	Books/Subscriptions	Unchanged	0.00 %	4,250	4,250
010-2-020-6203	Dues/Memberships	Unchanged	0.00 %	10,500	10,500
010-2-020-6204	Conferences	Increased	25.00 %	2,000	2,500
010-2-020-6206	Training	Unchanged	0.00 %	3,500	3,500
010-2-020-6207	Cell Phones	Increased	15.38 %	3,250	3,750
010-2-020-6215	Contractual Services	Unchanged	0.00 %	16,500	16,500
010-2-020-6239	Transcripts	Decreased	8.82 %	17,000	15,500
010-2-020-6520	Child Advocacy Board	Unchanged	0.00 %	14,000	14,000
010-2-020-6521	Trials/Hearings	Unchanged	0.00 %	26,000	26,000
010-2-020-6522	Appellate Service	Unchanged	0.00 %	37,000	37,000
Total Expenses:				1,589,398	1,628,858

Multiple Department (CC) Summary

Department (CC): Board Of Review

Changes to Department (CC):

GL Account	GL Account Description	Changes	Percent Change	2019 Amount	2020 Amount
Expenses					
010-2-021-6102	Salaries	Increased	1.97 %	60,845	62,045
010-2-021-6200	Office Supplies	Unchanged	0.00 %	800	800
010-2-021-6201	Postage	Increased	81.25 %	1,600	2,900
010-2-021-6204	Education/Conferences/Travel	Unchanged	0.00 %	500	500
010-2-021-6205	Mileage	Unchanged	0.00 %	100	100
010-2-021-6208	Capital Equipment	Unchanged	0.00 %	2,140	2,140
010-2-021-6209	Legal Publications	Not used this year		1,000	0
010-2-021-6215	Contractual Services	Unchanged	0.00 %	9,000	9,000
Total Expenses:				75,985	77,485

Multiple Department (CC) Summary

Department (CC): Supervisor Of Assessments

Changes to Department (CC):

GL Account	GL Account Description	Changes	Percent Change	2019 Amount	2020 Amount
Revenues					
010-1-022-1205	Assessment Office Miscellaneous	New this year		0	3,000
Total Revenues:				0	3,000
Expenses					
010-2-022-6101	Salary - Department Supervisor	Increased	2.72 %	87,618	90,000
010-2-022-6102	Salaries - Clerks	Decreased	5.63 %	146,692	138,427
010-2-022-6107	Salaries - Clerical	Unchanged	0.00 %	1,000	1,000
010-2-022-6200	Office Supplies	Increased	4.17 %	1,200	1,250
010-2-022-6201	Postage	Increased	20.00 %	17,500	21,000
010-2-022-6202	Books/Subscriptions	Unchanged	0.00 %	30	30
010-2-022-6203	Dues/Memberships	Increased	8.74 %	515	560
010-2-022-6205	Mileage	Increased	22.73 %	220	270
010-2-022-6206	Training	Increased	12.00 %	2,500	2,800
010-2-022-6209	Publications	Decreased	9.74 %	42,100	38,000
010-2-022-6215	Contractual Services/Consultants	Increased	17.65 %	3,400	4,000
010-2-022-6219	Printing	Increased	50.00 %	6,000	9,000
Total Expenses:				308,775	306,337

Multiple Department (CC) Summary

Department (CC): Farmland Review Board

Changes to Department (CC):

GL Account	GL Account Description	Changes	Percent Change	2019 Amount	2020 Amount
Expenses					
010-2-024-6115	Per Diem	Unchanged	0.00 %	180	180
010-2-024-6205	Mileage	Unchanged	0.00 %	20	20
010-2-024-6209	Publications	Increased	22.40 %	125	153
Total Expenses:				325	353

Multiple Department (CC) Summary

Department (CC): Treasurer

Changes to Department (CC):

GL Account	GL Account Description	Changes	Percent Change	2019 Amount	2020 Amount
Revenues					
010-1-000-1135	Interest Income	Increased	33.33 %	150,000	200,000
010-1-000-1170	Miscellaneous Rev	Unchanged	0.00 %	30,000	30,000
010-1-000-1180	Property Tax Late Payment Penal	Unchanged	0.00 %	325,000	325,000
010-1-025-1205	Treasurer Fees	Unchanged	0.00 %	21,000	21,000
Total Revenues:				526,000	576,000
Expenses					
010-2-025-6000	Salary - Treasurer	Increased	2.50 %	97,974	100,423
010-2-025-6102	Salaries -Deputy Treasurers	Increased	1.78 %	326,185	331,986
010-2-025-6106	Salaries - Co Building Security D	Unchanged	0.00 %	4,000	4,000
010-2-025-6200	Office Supplies	Unchanged	0.00 %	4,500	4,500
010-2-025-6201	Postage	Increased	8.70 %	23,000	25,000
010-2-025-6203	Dues/Memberships	Unchanged	0.00 %	800	800
010-2-025-6204	Conferences	Increased	240.00 %	500	1,700
010-2-025-6205	Mileage	Unchanged	0.00 %	500	500
010-2-025-6209	Legal Publications	Increased	40.00 %	2,500	3,500
010-2-025-6215	Contractual Services/Consultants	Unchanged	0.00 %	12,500	12,500
010-2-025-6540	Payroll Materials	Unchanged	0.00 %	4,000	4,000
010-2-025-6541	HR Expenses	Unchanged	0.00 %	500	500
Total Expenses:				476,959	489,409

Multiple Department (CC) Summary

Department (CC): Unemployment Compensation

Changes to Department (CC):

GL Account	GL Account Description	Changes	Percent Change	2019 Amount	2020 Amount
Expenses					
010-2-026-6546	Contributions/State Unemployme	Unchanged	0.00 %	35,000	35,000
Total Expenses:				35,000	35,000

Multiple Department (CC) Summary

Department (CC): Employee Health Insurance

Changes to Department (CC):

GL Account	GL Account Description	Changes	Percent Change	2019 Amount	2020 Amount
Revenues					
010-1-027-1205	Health Insurance - Employee Ded	Increased	0.10 %	1,265,420	1,266,656
010-1-027-1210	Retired/COBRA Health Insurance	Decreased	5.55 %	180,901	170,852
010-1-035-1205	KenCom Health Insurance Reimb	Increased	15.86 %	297,483	344,654
Total Revenues:				1,743,804	1,782,162
Expenses					
010-2-027-6547	Health Insurance Premiums	Decreased	3.04 %	5,270,000	5,110,000
010-2-027-6712	Broker Fee Expense	Unchanged	0.00 %	40,200	40,200
Total Expenses:				5,310,200	5,150,200

Multiple Department (CC) Summary

Department (CC): Auditing & Accounting

Changes to Department (CC):

GL Account	GL Account Description	Changes	Percent Change	2019 Amount	2020 Amount
Expenses					
010-2-028-6549	Auditing & Accounting Service	Increased	2.22 %	53,950	55,150
Total Expenses:				53,950	55,150

Multiple Department (CC) Summary

Department (CC): Postage

Changes to Department (CC):

GL Account	GL Account Description	Changes	Percent Change	2019 Amount	2020 Amount
Revenues					
010-1-029-1205	Postage Reimbursements	Increased	102.72 %	39,710	80,500
Total Revenues:				39,710	80,500
Expenses					
010-2-029-6201	Postage - Veterans Assistance C	Unchanged	0.00 %	1,000	1,000
010-2-029-6232	Postage Supplies	Unchanged	0.00 %	1,000	1,000
010-2-029-6234	Equipment Rental/Reset Charges	Unchanged	0.00 %	3,500	3,500
010-2-029-6550	Pre-Paid Postage Expense	Decreased	35.42 %	38,710	25,000
Total Expenses:				44,210	30,500

Multiple Department (CC) Summary

Department (CC): Administrative Services Department

Changes to Department (CC):

GL Account	GL Account Description	Changes	Percent Change	2019 Amount	2020 Amount
Revenues					
010-1-030-1210	Compost Fees	Unchanged	0.00 %	20,000	20,000
Total Revenues:				20,000	20,000
Expenses					
010-2-030-6101	Salary - Administrator	Increased	2.27 %	216,240	221,153
010-2-030-6102	Salary - Administrative Assistant/	Increased	2.00 %	102,652	104,705
010-2-030-6107	Salary - Overtime	New this year		0	1,000
010-2-030-6119	Temporary Help/Intern	New this year		0	1,000
010-2-030-6200	Office Supplies	Decreased	2.63 %	1,900	1,850
010-2-030-6201	Postage	Unchanged	0.00 %	500	500
010-2-030-6202	Books/Subscriptions	Unchanged	0.00 %	315	315
010-2-030-6203	Dues/ Memberships	Unchanged	0.00 %	1,655	1,655
010-2-030-6204	Conferences	Increased	53.85 %	650	1,000
010-2-030-6205	Mileage	Decreased	7.69 %	1,300	1,200
010-2-030-6206	Training	Unchanged	0.00 %	500	500
010-2-030-6207	Cellular Phones	Increased	11.11 %	900	1,000
010-2-030-6215	Contractual Services/Consultants	Decreased	16.67 %	900	750
010-2-030-6230	Labor Negotiation Fund	Decreased	20.00 %	500	400
010-2-030-6237	County Supplies	Increased	33.33 %	600	800
010-2-030-6561	Advertisements	Decreased	20.00 %	1,000	800
010-2-030-6565	Employee Assistance Program	Unchanged	0.00 %	6,600	6,600
010-2-030-6566	Employee Recognition	Increased	89.66 %	2,900	5,500
010-2-030-6570	Mayors & Managers Meetings	Increased	45.00 %	500	725
Total Expenses:				339,612	351,453

Multiple Department (CC) Summary

Department (CC): Bonds & Notaries

Changes to Department (CC):

GL Account	GL Account Description	Changes	Percent Change	2019 Amount	2020 Amount
Expenses					
010-2-031-6575	Bonds	Increased	1.01 %	4,950	5,000
010-2-031-6576	Notaries	Decreased	40.30 %	1,675	1,000
Total Expenses:				6,625	6,000

Multiple Department (CC) Summary

Department (CC): County Board

Changes to Department (CC):

GL Account	GL Account Description	Changes	Percent Change	2019 Amount	2020 Amount
Revenues					
010-1-032-1205	Liquor License	Unchanged	0.00 %	21,500	21,500
010-1-032-1250	UCCI Reimbursements	New this year		0	3,000
Total Revenues:				21,500	24,500
Expenses					
010-2-032-6000	Salary - Chairman/Board Member	Unchanged	0.00 %	12,012	12,012
010-2-032-6101	Salaries - Board Members	Unchanged	0.00 %	21,600	21,600
010-2-032-6112	Liquor Commissioner	Unchanged	0.00 %	1,188	1,188
010-2-032-6115	Per Diem	Unchanged	0.00 %	82,300	82,300
010-2-032-6199	Miscellaneous Expense	Unchanged	0.00 %	6,000	6,000
010-2-032-6203	Dues/Memberships	Increased	54.56 %	6,470	10,000
010-2-032-6204	Conferences	Increased	33.33 %	1,500	2,000
010-2-032-6205	Mileage	Unchanged	0.00 %	7,500	7,500
Total Expenses:				138,570	142,600

Multiple Department (CC) Summary

Department (CC): Technology Services

Changes to Department (CC):

GL Account	GL Account Description	Changes	Percent Change	2019 Amount	2020 Amount
Expenses					
010-2-033-6101	Salary - Department Supervisor	Increased	2.00 %	57,938	59,097
010-2-033-6102	Salary - Network Administrator/LA	Increased	3.11 %	300,036	309,353
010-2-033-6200	Office Supplies	Unchanged	0.00 %	500	500
010-2-033-6201	Postage	Unchanged	0.00 %	50	50
010-2-033-6202	Books/Subscriptions	Unchanged	0.00 %	100	100
010-2-033-6203	Dues/Memberships	Decreased	20.00 %	1,000	800
010-2-033-6204	Conferences	Increased	12.00 %	2,500	2,800
010-2-033-6205	Mileage	Increased	20.00 %	250	300
010-2-033-6206	Training	Decreased	16.67 %	3,000	2,500
010-2-033-6207	Cellular Phones	Increased	3.70 %	5,400	5,600
010-2-033-6215	Contractual Services/Consultants	Decreased	3.85 %	13,000	12,500
010-2-033-6585	Computer Maintenance/Software	Increased	17.00 %	100,000	117,000
010-2-033-6586	Computer Maintenance/Hardware	Increased	0.97 %	51,500	52,000
010-2-033-6587	Printer Expense	Unchanged	0.00 %	35,000	35,000
010-2-033-6588	Copier Expense	Decreased	8.41 %	120,100	110,000
010-2-033-6589	Internet Expense	Not used this year		15,000	0
Total Expenses:				705,374	707,600

Multiple Department (CC) Summary

Department (CC): CASA

Changes to Department (CC):

GL Account	GL Account Description	Changes	Percent Change	2019 Amount	2020 Amount
Expenses					
010-2-034-6215	CASA Contractual Services	Unchanged	0.00 %	12,000	12,000
Total Expenses:				12,000	12,000

Multiple Department (CC) Summary

Department (CC): KenCom Intergovernmental Agreement

Changes to Department (CC):

GL Account	GL Account Description	Changes	Percent Change	2019 Amount	2020 Amount
Expenses					
010-2-035-6600	Intergovernmental Agreement	Unchanged	0.00 %	1,775,000	1,775,000
010-2-035-6601	Sheriff Public Safety Dispatch	Decreased	28.20 %	240,227	172,480
Total Expenses:				2,015,227	1,947,480

Multiple Department (CC) Summary

Department (CC): Soil & Water Conservation

Changes to Department (CC):

GL Account	GL Account Description	Changes	Percent Change	2019 Amount	2020 Amount
Expenses					
010-2-036-6215	Soil & Water Grant	Increased	91.33 %	31,360	60,000
Total Expenses:				31,360	60,000

Multiple Department (CC) Summary

Department (CC): Contingency

Changes to Department (CC):

GL Account	GL Account Description	Changes	Percent Change	2019 Amount	2020 Amount
Expenses					
010-2-037-6999	Provision For Contingency	Increased	293.87 %	123,640	486,976
Total Expenses:				123,640	486,976

Multiple Department (CC) Summary

Department (CC): General Fund Transfer Out - Debt Service

Changes to Department (CC):

GL Account	GL Account Description	Changes	Percent Change	2019 Amount	2020 Amount
Expenses					
010-2-038-6310	Transfer To County Building Debt	Decreased	19.21 %	140,000	113,100
010-2-038-6315	Transfer To Court Expansion Fun	Increased	17.93 %	150,000	176,900
Total Expenses:				290,000	290,000

Multiple Department (CC) Summary

Department (CC): General Fund Transfers Out - Operations

Changes to Department (CC):

GL Account	GL Account Description	Changes	Percent Change	2019 Amount	2020 Amount
Expenses					
010-2-039-6310	Transfer To Capital Improvement	Unchanged	0.00 %	150,000	150,000
010-2-039-6323	Transfer to Building Fund	New this year		0	35,000
010-2-039-6630	Transfer To Kendall Area Transit	Unchanged	0.00 %	25,500	25,500
010-2-039-6631	Transfer To Economic Developm	Increased	2.00 %	25,000	25,500
010-2-039-6633	Transfer Out to 27th Payroll Fund	Unchanged	0.00 %	70,000	70,000
Total Expenses:				270,500	306,000

Multiple Department (CC) Summary

Department (CC): Property Tax Services

Changes to Department (CC):

GL Account	GL Account Description	Changes	Percent Change	2019 Amount	2020 Amount
Expenses					
010-2-041-6215	Contractual Services	Unchanged	0.00 %	90,000	90,000
Total Expenses:				90,000	90,000

Multiple Department (CC) Summary

Department (CC): Utilities

Changes to Department (CC):

GL Account	GL Account Description	Changes	Percent Change	2019 Amount	2020 Amount
Expenses					
010-2-044-6350	Internet	New this year		0	26,005
010-2-044-6354	Telephone - Government Campus	Increased	4.07 %	108,000	112,395
010-2-044-6701	Electric - Public Safety Center	Decreased	9.81 %	175,977	158,715
010-2-044-6702	Electric - Courthouse	Decreased	8.86 %	240,045	218,777
010-2-044-6704	Electric - County Office Building	Increased	2.55 %	39,150	40,147
010-2-044-6705	Electric - Animal Control	Decreased	1.93 %	6,110	5,992
010-2-044-6706	Electric - Highway Department	Decreased	8.96 %	7,067	6,434
010-2-044-6707	Electric - Annex Building Fox Stre	Decreased	5.38 %	1,375	1,301
010-2-044-6708	Electric - Historic Courthouse	Decreased	0.98 %	15,307	15,157
010-2-044-6709	Electric - Tower	Decreased	7.15 %	2,253	2,092
010-2-044-6710	Electric - Annex 2 Building Ridge	Increased	171.17 %	326	884
010-2-044-6711	Electric - Facilities/Coroner	Increased	0.99 %	3,234	3,266
010-2-044-6712	Electric - Health Department	Decreased	2.30 %	39,667	38,754
010-2-044-6713	Electric - Annex 3 Building Madis	Decreased	12.25 %	939	824
010-2-044-6801	Natural Gas - Public Safety Cent	Decreased	6.74 %	47,982	44,748
010-2-044-6802	Natural Gas - Courthouse	Decreased	9.56 %	48,982	44,301
010-2-044-6804	Natural Gas - County Office Buildi	Decreased	5.54 %	10,287	9,717
010-2-044-6805	Natural Gas - Animal Control	Decreased	0.35 %	1,974	1,967
010-2-044-6806	Natural Gas - Highway Departme	Increased	6.39 %	7,314	7,781
010-2-044-6807	Natural Gas - Annex Building Fox	Increased	7.31 %	1,901	2,040
010-2-044-6808	Natural Gas - Historic Courthouse	Decreased	2.13 %	6,759	6,615
010-2-044-6810	Natural Gas - Annex 2 Building Ri	Increased	49.10 %	387	577
010-2-044-6811	Natural Gas - Facilities/Coroner	Increased	0.26 %	1,909	1,914
010-2-044-6812	Natural Gas - Health Department	Decreased	2.07 %	11,938	11,691
010-2-044-6901	Water - Public Safety Center	Decreased	0.78 %	37,525	37,233
010-2-044-6902	Water - Courthouse	Decreased	1.70 %	1,002	985
010-2-044-6904	Water - County Office Building	Increased	16.73 %	1,273	1,486
010-2-044-6905	Water - Animal Control	Decreased	27.24 %	1,946	1,416
010-2-044-6907	Water - Annex Building Fox Street	Decreased	1.89 %	846	830
010-2-044-6908	Water - Historic Courthouse	Decreased	1.08 %	930	920
010-2-044-6911	Water - Facilities/Coroner	Decreased	56.90 %	870	375
010-2-044-6912	Water - Health Department	Increased	19.13 %	1,960	2,335
010-2-044-6913	Water - Annex 3 Building Madiso	Increased	26.09 %	345	435
Total Expenses:				825,580	808,109

Multiple Department (CC) Summary

Department (CC): Capital Expenditures

Changes to Department (CC):

GL Account	GL Account Description	Changes	Percent Change	2019 Amount	2020 Amount
Expenses					
010-2-100-9101	Capital Expenditures - Facilities	Decreased	46.15 %	65,000	35,000
010-2-100-9109	Capital Expenditures - Sheriff	Decreased	81.82 %	55,000	10,000
010-2-100-9125	Capital Expenditures - Treasurer	New this year		0	3,500
010-2-100-9133	Capital Expenditures - Technolog	New this year		0	10,000
Total Expenses:				120,000	58,500

Multiple Department (CC) Summary

Department (CC): Economic Development Fund

Changes to Department (CC):

GL Account	GL Account Description	Changes	Percent Change	2019 Amount	2020 Amount
Revenues					
020-1-000-1300	Transfer From General Fund	Increased	2.00 %	25,000	25,500
020-1-000-1351	Transfer From Economic Develop	Increased	0.20 %	4,491	4,500
020-1-000-1499	Fundraising Event Revenue	Not used this year		1,640	0
Total Revenues:				31,131	30,000
Expenses					
020-2-000-6101	Director's Salary	Increased	2.50 %	12,500	12,813
020-2-000-6102	Salaries - Other	Increased	2.00 %	12,500	12,750
020-2-000-6200	Office Supplies	Unchanged	0.00 %	200	200
020-2-000-6201	Postage	Unchanged	0.00 %	200	200
020-2-000-6203	Dues/Memberships	Unchanged	0.00 %	8,000	8,000
020-2-000-6204	Conferences	Unchanged	0.00 %	500	500
020-2-000-6205	Mileage/Expense	Unchanged	0.00 %	350	350
020-2-000-6499	Fundraising Event Expenditure	Unchanged	0.00 %	300	300
020-2-000-6561	Advertising/Publicity	Unchanged	0.00 %	550	550
020-2-000-6562	Travel	Unchanged	0.00 %	250	250
Total Expenses:				35,350	35,913

Multiple Department (CC) Summary

Department (CC): Economic Development Grants Fund

Changes to Department (CC):

GL Account	GL Account Description	Changes	Percent Change	2019 Amount	2020 Amount
Revenues					
030-1-000-1135	Interest Income	Unchanged	0.00 %	3,600	3,600
030-1-000-1357	Lucky Beef n Dogs	Unchanged	0.00 %	2,700	2,700
030-1-000-1361	The Law Office	Unchanged	0.00 %	6,949	6,949
030-1-000-1362	Civilian Force Arms	Unchanged	0.00 %	19,358	19,358
030-1-000-1363	Countryside Cafe	Unchanged	0.00 %	12,299	12,299
030-1-000-1364	Application Fees	Unchanged	0.00 %	1,000	1,000
Total Revenues:				45,906	45,906
Expenses					
030-2-000-6310	Transfer To Economic Developm	Increased	0.20 %	4,491	4,500
030-2-000-6640	Approved Program Loans	Unchanged	0.00 %	530,000	530,000
030-2-000-6646	Application Expenses	Unchanged	0.00 %	1,000	1,000
030-2-000-6650	Other Expenditures	Unchanged	0.00 %	1,000	1,000
Total Expenses:				536,491	536,500

Multiple Department (CC) Summary

Department (CC): Capital Improvement Fund

Changes to Department (CC):

GL Account	GL Account Description	Changes	Percent Change	2019 Amount	2020 Amount
Revenues					
040-1-000-1300	Transfer From General Fund	Unchanged	0.00 %	150,000	150,000
040-1-000-1354	Transfer From Co Bldg Bond Pro	New this year		0	3,200
040-1-000-1546	Lease Income - KenCom	Unchanged	0.00 %	100,000	100,000
040-1-000-1651	Video Gaming Tax	Unchanged	0.00 %	50,000	50,000
Total Revenues:				300,000	303,200
Expenses					
040-2-000-6650	Expenses	Decreased	34.95 %	620,000	403,300
Total Expenses:				620,000	403,300

Multiple Department (CC) Summary

Department (CC): Mental Health 708 Fund

Changes to Department (CC):

GL Account	GL Account Description	Changes	Percent Change	2019 Amount	2020 Amount
Revenues					
050-1-000-1100	Property Tax	Increased	1.61 %	932,000	947,000
Total Revenues:				932,000	947,000
Expenses					
050-2-000-6660	Transfer To Health & Human Serv	Unchanged	0.00 %	804,000	804,000
050-2-000-6663	AID	Unchanged	0.00 %	28,000	28,000
050-2-000-6664	Open Door	Unchanged	0.00 %	32,000	32,000
050-2-000-6665	Mutual Ground	Increased	2.50 %	40,000	41,000
050-2-000-6667	Operating Expense	Not used this year		500	0
050-2-000-6669	CASA - Kendall County	Decreased	80.00 %	10,000	2,000
050-2-000-6679	Day One Network	Decreased	9.09 %	5,500	5,000
050-2-000-6683	Family Service Association	New this year		0	20,000
050-2-000-6684	Transfer To KC Drug Court	Not used this year		9,000	0
050-2-000-6685	Senior Services Associates, Inc (New this year		0	7,500
050-2-000-6689	Fox Valley Older Adults	Decreased	16.67 %	3,000	2,500
050-2-000-6693	Oswegoland Senior Center	New this year		0	5,000
Total Expenses:				932,000	947,000

Multiple Department (CC) Summary

Department (CC): Social Services For Senior Citizens Fund

Changes to Department (CC):

GL Account	GL Account Description	Changes	Percent Change	2019 Amount	2020 Amount
Revenues					
060-1-000-1100	Property Tax	Increased	14.29 %	350,000	400,000
Total Revenues:				350,000	400,000
Expenses					
060-2-000-6310	Transfer To Kendall Area Transit	Unchanged	0.00 %	25,500	25,500
060-2-000-9999	Unallocated	Increased	15.41 %	324,500	374,500
Total Expenses:				350,000	400,000

Multiple Department (CC) Summary

Department (CC): Tuberculosis Fund

Changes to Department (CC):

GL Account	GL Account Description	Changes	Percent Change	2019 Amount	2020 Amount
Revenues					
070-1-000-1100	Property Tax	Unchanged	0.00 %	15,000	15,000
Total Revenues:				15,000	15,000
Expenses					
070-2-000-6695	Services	Unchanged	0.00 %	15,000	15,000
Total Expenses:				15,000	15,000

Multiple Department (CC) Summary

Department (CC): Extension Education Service Fund

Changes to Department (CC):

GL Account	GL Account Description	Changes	Percent Change	2019 Amount	2020 Amount
Revenues					
080-1-000-1100	Property Tax	Increased	2.00 %	183,800	187,476
Total Revenues:				183,800	187,476
Expenses					
080-2-000-6700	Expenditure/Distribution	Increased	2.00 %	183,800	187,476
Total Expenses:				183,800	187,476

Multiple Department (CC) Summary

Department (CC): I M R F Fund

Changes to Department (CC):

GL Account	GL Account Description	Changes	Percent Change	2019 Amount	2020 Amount
Revenues					
090-1-000-1100	Property Tax	Unchanged	0.00 %	2,950,000	2,950,000
090-1-000-1110	Personal Property Replacement T	Increased	2.56 %	78,000	80,000
090-1-000-1135	Interest Income	Unchanged	0.00 %	50	50
090-1-000-1340	Reimbursement from HHS	New this year		0	282,000
090-1-000-1345	Reimbursement From Forest Pre	Increased	11.54 %	52,000	58,000
090-1-000-1346	Transfer From Animal Control	Increased	36.36 %	11,000	15,000
090-1-000-1348	Transfer From GIS Mapping	Increased	5.56 %	18,000	19,000
090-1-000-1349	Reimbursement From KenCom	Increased	14.05 %	242,000	276,000
090-1-000-1361	Employee Contributions	Increased	10.00 %	1,200,000	1,320,000
090-1-000-1368	Transfer From Drug Court Fund	Increased	12.50 %	8,000	9,000
Total Revenues:				4,559,050	5,009,050
Expenses					
090-2-000-6650	Miscellaneous Reimbursement	Unchanged	0.00 %	100,000	100,000
090-2-000-6705	Remitted To I M R F	Increased	7.22 %	4,850,000	5,200,000
Total Expenses:				4,950,000	5,300,000

Multiple Department (CC) Summary

Department (CC): Social Security Fund

Changes to Department (CC):

GL Account	GL Account Description	Changes	Percent Change	2019 Amount	2020 Amount
Revenues					
091-1-000-1100	Property Tax	Decreased	0.50 %	1,407,000	1,400,000
091-1-000-1110	Personal Property Replacement T	Increased	2.56 %	78,000	80,000
091-1-000-1135	Interest Income	Unchanged	0.00 %	50	50
091-1-000-1340	Reimbursement from HHS	New this year		0	232,000
091-1-000-1344	Refunds from IRS	Unchanged	0.00 %	10,000	10,000
091-1-000-1345	Reimbursement from Forest Pres	Increased	37.21 %	43,000	59,000
091-1-000-1346	Transfer From Animal Control	Increased	9.09 %	11,000	12,000
091-1-000-1347	Transfer From VACKC	Increased	5.45 %	13,750	14,500
091-1-000-1348	Transfer From GIS	Decreased	7.25 %	17,250	16,000
091-1-000-1361	Employee Contributions	Increased	8.97 %	1,560,000	1,700,000
091-1-000-1368	Transfer From Drug Court Fund	Increased	2.27 %	7,725	7,900
Total Revenues:				3,147,775	3,531,450
Expenses					
091-2-000-6650	Miscellaneous Reimbursement	Unchanged	0.00 %	10,000	10,000
091-2-000-6706	Remitted to Social Security	Increased	7.25 %	3,310,000	3,550,000
Total Expenses:				3,320,000	3,560,000

Multiple Department (CC) Summary

Department (CC): Liability Insurance Fund

Changes to Department (CC):

GL Account	GL Account Description	Changes	Percent Change	2019 Amount	2020 Amount
Revenues					
100-1-000-1100	Property Tax	Increased	5.00 %	1,242,780	1,304,919
100-1-000-1135	Interest Income	Unchanged	0.00 %	10	10
100-1-000-1325	Other Revenue	Increased	10.00 %	73,563	80,920
100-1-000-1345	Reimbursements Forest Preserve	Increased	5.00 %	38,379	40,298
100-1-000-1352	Transfer From VACKC	Increased	5.00 %	7,980	8,379
100-1-000-1354	Transfer From KAT	Increased	5.00 %	6,825	7,166
Total Revenues:				1,369,537	1,441,692
Expenses					
100-2-000-6304	Transfer To Liability Ins Program	Unchanged	0.00 %	550,000	550,000
100-2-000-6650	Other Expenses & Deductibles	Increased	2.04 %	147,000	150,000
100-2-000-6710	Premiums	Increased	5.00 %	771,766	810,354
100-2-000-6712	Broker Fee Expense	Decreased	1.01 %	49,500	49,000
Total Expenses:				1,518,266	1,559,354

Multiple Department (CC) Summary

Department (CC): County Highway Fund

Changes to Department (CC):

GL Account	GL Account Description	Changes	Percent Change	2019 Amount	2020 Amount
Revenues					
120-1-000-1100	Property Tax	Unchanged	0.00 %	1,500,000	1,500,000
120-1-000-1325	Miscellaneous Income	Unchanged	0.00 %	50,000	50,000
120-1-000-1371	Federal Salary Reimbursement	Unchanged	0.00 %	62,500	62,500
120-1-000-1373	Overweight Permits	Increased	12.50 %	40,000	45,000
120-1-000-1374	Township Engineering Income	Unchanged	0.00 %	60,000	60,000
Total Revenues:				1,712,500	1,717,500
Expenses					
120-2-000-6101	Salary - Superintendent	Increased	3.00 %	125,000	128,750
120-2-000-6102	Salaries - Other	Increased	3.53 %	608,632	630,132
120-2-000-6105	Salaries - Temporary	Increased	9.09 %	55,000	60,000
120-2-000-6106	Salary - Overtime	Increased	20.00 %	50,000	60,000
120-2-000-6200	Office Supplies	Unchanged	0.00 %	3,000	3,000
120-2-000-6201	Postage/Freight	Unchanged	0.00 %	1,500	1,500
120-2-000-6203	Dues/Memberships	Decreased	20.00 %	5,000	4,000
120-2-000-6205	Mileage	Unchanged	0.00 %	1,000	1,000
120-2-000-6207	Cellular Phones	Unchanged	0.00 %	3,000	3,000
120-2-000-6216	Equipment Maintenance	Unchanged	0.00 %	95,000	95,000
120-2-000-6217	Gasoline/Oil	Increased	5.88 %	85,000	90,000
120-2-000-6240	Clothing Allowance	Unchanged	0.00 %	2,500	2,500
120-2-000-6251	Utilities	Unchanged	0.00 %	1,000	1,000
120-2-000-6312	Transfer To Building Fund	Unchanged	0.00 %	75,000	75,000
120-2-000-6720	Building & Grounds Maintenance	Unchanged	0.00 %	50,000	50,000
120-2-000-6721	Street Lights Maintenance	Unchanged	0.00 %	25,000	25,000
120-2-000-6722	Highway Maintenance Materials	Unchanged	0.00 %	250,000	250,000
120-2-000-6723	Pavement & Striping	Unchanged	0.00 %	35,000	35,000
120-2-000-6724	Sign Supplies	Unchanged	0.00 %	30,000	30,000
120-2-000-6725	Engineering Supplies & Expense	Unchanged	0.00 %	5,000	5,000
120-2-000-6726	Traffic Signal Maintenance	Decreased	20.00 %	25,000	20,000
120-2-000-6727	Road & Bridge Maintenance	Unchanged	0.00 %	50,000	50,000
120-2-000-9999	Capital Expenditures	Decreased	20.00 %	200,000	160,000
Total Expenses:				1,780,632	1,779,882

Multiple Department (CC) Summary

Department (CC): County Bridge Fund

Changes to Department (CC):

GL Account	GL Account Description	Changes	Percent Change	2019 Amount	2020 Amount
Revenues					
130-1-000-1100	Property Tax	Unchanged	0.00 %	500,000	500,000
130-1-000-1383	Transfer From Township Bridge	New this year		0	45,000
Total Revenues:				500,000	545,000
Expenses					
130-2-000-6735	Construction Of Bridges	Increased	17.78 %	1,125,000	1,325,000
130-2-000-6736	Township Bridge Program	New this year		0	50,000
Total Expenses:				1,125,000	1,375,000

Multiple Department (CC) Summary

Department (CC): County Motor Fuel Fund

Changes to Department (CC):

GL Account	GL Account Description	Changes	Percent Change	2019 Amount	2020 Amount
Revenues					
150-1-000-1135	Interest Income	Increased	25.00 %	2,000	2,500
150-1-000-1386	County Consolidated Program	Unchanged	0.00 %	277,000	277,000
150-1-000-1387	Allotments	Increased	33.33 %	1,500,000	2,000,000
Total Revenues:				1,779,000	2,279,500
Expenses					
150-2-000-6761	Road Construction & Maintenanc	Increased	10.00 %	2,500,000	2,750,000
Total Expenses:				2,500,000	2,750,000

Multiple Department (CC) Summary

Department (CC): Township Bridge Fund

Changes to Department (CC):

GL Account	GL Account Description	Changes	Percent Change	2019 Amount	2020 Amount
Revenues					
170-1-000-1320	Receipts From State of Illinois	New this year		0	40,000
170-1-000-1321	Receipts From Township	New this year		0	5,000
Total Revenues:				0	45,000
Expenses					
170-2-000-6701	Transfer To County Bridge	New this year		0	45,000
Total Expenses:				0	45,000

Multiple Department (CC) Summary

Department (CC): County Highway Restricted Fund

Changes to Department (CC):

GL Account	GL Account Description	Changes	Percent Change	2019 Amount	2020 Amount
Revenues					
180-1-000-1320	Revenue	Unchanged	0.00 %	10,000	10,000
Total Revenues:				10,000	10,000
Expenses					
180-2-000-6651	Transfer To Transportation Sales	Unchanged	0.00 %	10,000	10,000
Total Expenses:				10,000	10,000

Multiple Department (CC) Summary

Department (CC): Transportation Sales Tax Fund

Changes to Department (CC):

GL Account	GL Account Description	Changes	Percent Change	2019 Amount	2020 Amount
Revenues					
190-1-000-1135	Interest Income	Increased	100.00 %	50,000	100,000
190-1-000-1305	Transfer From Highway Restrict	Unchanged	0.00 %	10,000	10,000
190-1-000-1320	Transportation Sales Tax	Increased	20.00 %	5,000,000	6,000,000
Total Revenues:				5,060,000	6,110,000
Expenses					
190-2-000-6313	Transfer To KC TAP Fund	Unchanged	0.00 %	50,000	50,000
190-2-000-6325	Fox River Bluffs FP Tree Mitigatio	New this year		0	150,000
190-2-000-6740	Road & Bridge Construction	Increased	52.86 %	7,000,000	10,700,000
190-2-000-6741	Land Acquisition	Decreased	50.00 %	500,000	250,000
190-2-000-6742	Engineering Cost	Increased	53.85 %	650,000	1,000,000
Total Expenses:				8,200,000	12,150,000

Multiple Department (CC) Summary

Department (CC): Transportation Alternatives Program Fund

Changes to Department (CC):

GL Account	GL Account Description	Changes	Percent Change	2019 Amount	2020 Amount
Revenues					
191-1-000-1305	Transfer From Transportation Sal	Unchanged	0.00 %	50,000	50,000
Total Revenues:				50,000	50,000
Expenses					
191-2-000-6750	Path/Sidewalk	Unchanged	0.00 %	100,000	100,000
Total Expenses:				100,000	100,000

Multiple Department (CC) Summary

Department (CC): Public Safety Sales Tax Fund

Changes to Department (CC):

GL Account	GL Account Description	Changes	Percent Change	2019 Amount	2020 Amount
Revenues					
200-1-000-1135	Interest Income	Unchanged	0.00 %	20,000	20,000
200-1-000-1320	Public Safety Sales Tax	Increased	1.99 %	5,220,000	5,324,000
Total Revenues:				5,240,000	5,344,000
Expenses					
200-2-000-6300	Transfer To General Fund	Unchanged	0.00 %	1,822,523	1,822,523
200-2-000-6310	Transfer To Public Safety Capital	Increased	61.54 %	325,000	525,000
200-2-000-6880	Transfer To Jail Addition Debt Ser	Not used this year		1,273,050	0
200-2-000-6888	Transfer to Court Expansion Seri	Decreased	5.86 %	569,125	535,800
200-2-000-6889	Transfer to Court Expansion Seri	Decreased	14.45 %	1,225,023	1,047,950
200-2-000-6890	Transfer to Jail Debt Service 201	New this year		0	1,263,850
Total Expenses:				5,214,721	5,195,123

Multiple Department (CC) Summary

Department (CC): Health & Human Services Fund

Changes to Department (CC):

GL Account	GL Account Description	Changes	Percent Change	2019 Amount	2020 Amount
Revenues					
210-1-000-1100	Property Tax	Increased	92.07 %	757,000	1,454,000
210-1-000-1135	Interest Income	Increased	60.00 %	2,500	4,000
210-1-000-1325	Miscellaneous Income	Decreased	1.92 %	52,000	51,000
210-1-000-1351	Child Care MH Consultation	New this year		0	87,000
210-1-000-1367	Transfer From County Drug Servi	Increased	193.75 %	1,600	4,700
210-1-000-1401	Behavioral Health Counsel Fee	Increased	22.56 %	195,000	239,000
210-1-000-1402	Inspection Fees/Septic	Unchanged	0.00 %	18,000	18,000
210-1-000-1403	Inspection Fees/Restaurants	Decreased	0.98 %	205,000	203,000
210-1-000-1404	Tanning Fees	Increased	50.00 %	2,600	3,900
210-1-000-1405	Kendall County Well Permit Fee	Unchanged	0.00 %	15,000	15,000
210-1-000-1406	Solid Waste Fees	Unchanged	0.00 %	1,500	1,500
210-1-000-1409	West Nile Virus Grant	Decreased	13.53 %	26,600	23,000
210-1-000-1410	Immunization Clinic	Increased	122.22 %	4,500	10,000
210-1-000-1411	Adult Immunization	Decreased	10.00 %	10,000	9,000
210-1-000-1413	FCM - Homeless Service	Increased	108.21 %	14,000	29,150
210-1-000-1414	Mental Health Grants	Unchanged	0.00 %	68,000	68,000
210-1-000-1415	Coffee Revenue	Not used this year		500	0
210-1-000-1416	Transfer From 708 Mental Health	Unchanged	0.00 %	804,000	804,000
210-1-000-1417	Fox Valley United Way	New this year		0	5,000
210-1-000-1422	State Grant Health Protection	Increased	24.59 %	72,800	90,700
210-1-000-1424	State Grant - Tobacco	Decreased	5.81 %	31,000	29,200
210-1-000-1425	Title III NEIAA On Aging	Increased	6.90 %	8,700	9,300
210-1-000-1427	State Grant - FCM	Decreased	30.96 %	140,500	97,000
210-1-000-1428	Non-Community Well Grant	Unchanged	0.00 %	1,700	1,700
210-1-000-1429	Public Aid - FCM	Not used this year		70,000	0
210-1-000-1430	Public Aid - Immunizations	Decreased	50.00 %	10,000	5,000
210-1-000-1431	W. I. C. Grant	Decreased	5.20 %	140,500	133,200
210-1-000-1432	TB Board Contract	Unchanged	0.00 %	15,000	15,000
210-1-000-1433	State Grants - Community Action	Increased	2.52 %	1,505,038	1,543,038
210-1-000-1437	Transfer From Senior Citizens Fu	Increased	1.79 %	56,000	57,000
210-1-000-1439	W.I.C. Supplemental Nutrition	Unchanged	0.00 %	315,000	315,000
210-1-000-1441	Radon Fees	Increased	2.56 %	11,700	12,000
210-1-000-1442	Climate Change Grant	Decreased	3.61 %	8,300	8,000
210-1-000-1443	Bioterrorism Grant	Increased	1.01 %	122,760	124,000
210-1-000-1449	Donated Vaccines	Unchanged	0.00 %	50,000	50,000
Total Revenues:				4,736,798	5,519,388
Expenses					
210-2-000-6101	Salary - Administration	Increased	2.44 %	674,558	691,038
210-2-000-6102	Salary - Admissions Service/Eval	Increased	3.14 %	453,906	468,157
210-2-000-6103	Salary - Mental Health Unit	Increased	6.28 %	765,954	814,066
210-2-000-6104	Salary - Public Health Unit	Increased	6.41 %	1,050,567	1,117,894
210-2-000-6201	Postage	Decreased	7.14 %	7,000	6,500
210-2-000-6203	Dues/Memberships/Subscriptions	Increased	7.14 %	14,000	15,000
210-2-000-6204	Conferences & Training	Increased	27.50 %	20,000	25,500
210-2-000-6205	Mileage/Business Expense	Increased	5.26 %	19,000	20,000
210-2-000-6215	Contractual Services	Increased	23.42 %	158,000	195,000

Multiple Department (CC) Summary

Department (CC): Health & Human Services Fund

GL Account	GL Account Description	Changes	Percent Change	2019 Amount	2020 Amount
210-2-000-6217	Vehicle Maintenance	Unchanged	0.00 %	4,000	4,000
210-2-000-6219	Printing & Publications	Increased	7.78 %	9,000	9,700
210-2-000-6227	Telephone	Increased	18.89 %	9,000	10,700
210-2-000-6305	Benefits Transfer to IMRF Fund	New this year		0	282,000
210-2-000-6310	Benefits Transfer to Social Securi	New this year		0	232,000
210-2-000-6561	Advertising - Personnel	Increased	14.81 %	5,400	6,200
210-2-000-6650	Miscellaneous Expense	Increased	86.67 %	15,000	28,000
210-2-000-6775	Supplies - General	Increased	8.82 %	34,000	37,000
210-2-000-6776	Supplies - Medical	Decreased	38.89 %	9,000	5,500
210-2-000-6778	W.I.C. Coupons	Unchanged	0.00 %	315,000	315,000
210-2-000-6780	Administrative Rent	Unchanged	0.00 %	145,814	145,814
210-2-000-6781	Direct Client Assistance	Increased	1.67 %	1,197,000	1,217,000
210-2-000-6784	Refunds	Decreased	58.82 %	17,000	7,000
210-2-000-6785	Homeless Intervention	Increased	162.35 %	10,000	26,235
210-2-000-6787	IPLAN	Increased	700.00 %	1,000	8,000
210-2-000-6788	CARF	Decreased	85.71 %	7,000	1,000
210-2-000-6789	Adult Vaccine	Unchanged	0.00 %	11,000	11,000
210-2-000-6792	Benefits Transfer to General Fun	Increased	14.22 %	413,241	472,000
210-2-000-6793	Psychological Testing Materials	Unchanged	0.00 %	1,000	1,000
210-2-000-6794	Vaccines	New this year		0	50,000
210-2-000-6797	PHAB	Not used this year		1,000	0
210-2-000-9999	Capital Expenditures	Increased	297.78 %	18,000	71,600
Total Expenses:				5,385,440	6,293,904

Multiple Department (CC) Summary

Department (CC): WIC Fund

Changes to Department (CC):

GL Account	GL Account Description	Changes	Percent Change	2019 Amount	2020 Amount
Revenues					
211-1-000-1135	Interest Income	Increased	620.00 %	250	1,800
Total Revenues:				250	1,800

Multiple Department (CC) Summary

Department (CC): Salt Storage Building Maintenance Fund

Changes to Department (CC):

GL Account	GL Account Description	Changes	Percent Change	2019 Amount	2020 Amount
Revenues					
220-1-000-1320	Revenue	Unchanged	0.00 %	2,750	2,750
Total Revenues:				2,750	2,750

Multiple Department (CC) Summary

Department (CC): Liability Insurance Program Fund

Changes to Department (CC):

GL Account	GL Account Description	Changes	Percent Change	2019 Amount	2020 Amount
Revenues					
230-1-000-1310	Transfer From Liability Insurance	Unchanged	0.00 %	550,000	550,000
Total Revenues:				550,000	550,000
Expenses					
230-2-000-6650	Premiums	Unchanged	0.00 %	550,000	550,000
Total Expenses:				550,000	550,000

Multiple Department (CC) Summary

Department (CC): CSBG - Revolving Loan Fund

Changes to Department (CC):

GL Account	GL Account Description	Changes	Percent Change	2019 Amount	2020 Amount
Revenues					
250-1-000-1320	Receipts	Not used this year		1,250	0
Total Revenues:				1,250	0

Multiple Department (CC) Summary

Department (CC): Building Fund

Changes to Department (CC):

GL Account	GL Account Description	Changes	Percent Change	2019 Amount	2020 Amount
Revenues					
260-1-000-1300	Transfer From General Fund	New this year		0	35,000
260-1-000-1315	Transfer From Highway Fund	Unchanged	0.00 %	75,000	75,000
260-1-000-1350	Township & Municipality Contribut	Unchanged	0.00 %	7,500	7,500
Total Revenues:				82,500	117,500
Expenses					
260-2-000-6300	Transfer To General Fund	New this year		0	239,478
260-2-000-9999	Capital Expenditure	New this year		0	809,000
Total Expenses:				0	1,048,478

Multiple Department (CC) Summary

Department (CC): Animal Control Capital Improvement Fund

Changes to Department (CC):

GL Account	GL Account Description	Changes	Percent Change	2019 Amount	2020 Amount
Revenues					
340-1-000-1305	Transfer From Animal Control	Increased	825.00 %	10,000	92,500
Total Revenues:				10,000	92,500
Expenses					
340-2-000-6650	Building Improvements	Not used this year		70,000	0
340-2-000-6786	Capital Expenditures	New this year		0	190,000
Total Expenses:				70,000	190,000

Multiple Department (CC) Summary

Department (CC): Animal Medical Care Fund

Changes to Department (CC):

GL Account	GL Account Description	Changes	Percent Change	2019 Amount	2020 Amount
Revenues					
341-1-000-1335	Donations and Receipts	Decreased	99.00 %	1,000	10
Total Revenues:				1,000	10
Expenses					
341-2-000-6902	Animal Medical Care Expenses	Unchanged	0.00 %	3,000	3,000
341-2-000-6903	Heartworm Testing	Unchanged	0.00 %	500	500
341-2-000-6904	Feluk/FIV Testing	Unchanged	0.00 %	750	750
Total Expenses:				4,250	4,250

Multiple Department (CC) Summary

Department (CC): Animal Control Fund

Changes to Department (CC):

GL Account	GL Account Description	Changes	Percent Change	2019 Amount	2020 Amount
Revenues					
350-1-000-1320	Rabies Tags Sold	Increased	34.62 %	195,000	262,500
350-1-000-1325	Fines & Fees	Decreased	28.57 %	28,000	20,000
350-1-000-1335	Donations	Unchanged	0.00 %	5,000	5,000
350-1-000-1336	Intact Registration Fee	Unchanged	0.00 %	10,000	10,000
350-1-000-1340	Miscellaneous Revenue	Unchanged	0.00 %	300	300
Total Revenues:				238,300	297,800
Expenses					
350-2-000-6101	Salary - Animal Control Warden	Increased	2.00 %	50,219	51,223
350-2-000-6102	Salary - Asst Animal Control War	Increased	17.88 %	30,597	36,067
350-2-000-6103	Salaries - Other	Increased	35.79 %	58,092	78,884
350-2-000-6104	Salary-Administrator	Unchanged	0.00 %	6,500	6,500
350-2-000-6106	Salaries - Overtime	Unchanged	0.00 %	1,500	1,500
350-2-000-6200	Office Supplies	Unchanged	0.00 %	1,500	1,500
350-2-000-6201	Postage	Unchanged	0.00 %	1,400	1,400
350-2-000-6206	Training	Increased	33.33 %	1,500	2,000
350-2-000-6207	Telephone & Pager	Unchanged	0.00 %	250	250
350-2-000-6216	Equipment	Unchanged	0.00 %	3,500	3,500
350-2-000-6217	Vehicle Expense & Gasoline	Unchanged	0.00 %	2,200	2,200
350-2-000-6300	Transfer To General Fund Health	Decreased	11.32 %	60,078	53,280
350-2-000-6305	Transfer To IMRF	Increased	36.36 %	11,000	15,000
350-2-000-6310	Transfer To Animal Control Buildi	Increased	825.00 %	10,000	92,500
350-2-000-6319	Transfer to SS Fund	Increased	9.09 %	11,000	12,000
350-2-000-6369	Uniforms	Unchanged	0.00 %	750	750
350-2-000-6894	Volunteers/Public Relations	Unchanged	0.00 %	1,000	1,000
350-2-000-6896	Rabies Tags	Unchanged	0.00 %	2,500	2,500
350-2-000-6897	Transportation/Board & Care	Increased	20.00 %	10,000	12,000
350-2-000-6900	Observation/Disposal	Unchanged	0.00 %	500	500
350-2-000-6901	Microchips	Decreased	10.00 %	2,000	1,800
350-2-000-9999	Capital Expenditures	Decreased	20.00 %	2,500	2,000
Total Expenses:				268,586	378,354

Multiple Department (CC) Summary

Department (CC): Sheriff Electronic Ticket Fund

Changes to Department (CC):

GL Account	GL Account Description	Changes	Percent Change	2019 Amount	2020 Amount
Revenues					
360-1-000-1320	Fines/Fees Collected	Decreased	9.46 %	1,988	1,800
Total Revenues:				1,988	1,800
Expenses					
360-2-000-3650	Expenditures	Increased	200.00 %	2,000	6,000
Total Expenses:				2,000	6,000

Multiple Department (CC) Summary

Department (CC): GIS Fund (Recorder)

Changes to Department (CC):

GL Account	GL Account Description	Changes	Percent Change	2019 Amount	2020 Amount
Revenues					
370-1-000-1320	GIS Fund - Receipts	Unchanged	0.00 %	38,000	38,000
Total Revenues:				38,000	38,000
Expenses					
370-2-000-6101	Salaries	Unchanged	0.00 %	48,876	48,876
Total Expenses:				48,876	48,876

Multiple Department (CC) Summary

Department (CC): County Clerk Death Certificate Surcharge Fund

Changes to Department (CC):

GL Account	GL Account Description	Changes	Percent Change	2019 Amount	2020 Amount
Revenues					
371-1-000-1320	Grant	Unchanged	0.00 %	1,721	1,721
Total Revenues:				1,721	1,721
Expenses					
371-2-000-6650	Expenditures	Unchanged	0.00 %	1,721	1,721
Total Expenses:				1,721	1,721

Multiple Department (CC) Summary

Department (CC): County Clerk Automation

Changes to Department (CC):

GL Account	GL Account Description	Changes	Percent Change	2019 Amount	2020 Amount
Revenues					
372-1-000-1575	Tax Certificate Fee	Increased	23.08 %	13,000	16,000
372-1-000-1576	Tax Sale Fees	Increased	66.67 %	3,000	5,000
372-1-000-1577	Postage Fee	Unchanged	0.00 %	2,500	2,500
Total Revenues:				18,500	23,500
Expenses					
372-2-000-6102	Salaries	Unchanged	0.00 %	30,832	30,832
372-2-000-6200	Office Supplies	Unchanged	0.00 %	200	200
372-2-000-6201	Postage	Unchanged	0.00 %	2,500	2,500
Total Expenses:				33,532	33,532

Multiple Department (CC) Summary

Department (CC): County Election Fund

Changes to Department (CC):

GL Account	GL Account Description	Changes	Percent Change	2019 Amount	2020 Amount
Expenses					
374-2-000-6152	Election Judges Per Diem	New this year		0	20,000
374-2-000-6201	Postage	New this year		0	15,000
374-2-000-6205	Election Judges Mileage	New this year		0	5,000
374-2-000-6209	Legal Publications	New this year		0	5,000
374-2-000-6215	Contractual Services	New this year		0	15,000
374-2-000-6421	Ballots	New this year		0	30,000
374-2-000-6428	Polling Place - Delivery and Set U	New this year		0	10,000
Total Expenses:				0	100,000

Multiple Department (CC) Summary

Department (CC): Recorder's Document Storage Fund

Changes to Department (CC):

GL Account	GL Account Description	Changes	Percent Change	2019 Amount	2020 Amount
Revenues					
380-1-000-1320	Revenue	Unchanged	0.00 %	180,500	180,500
Total Revenues:				180,500	180,500
Expenses					
380-2-000-6102	Salaries - Clerical	Decreased	3.51 %	154,440	149,015
380-2-000-6650	Document Storage Expenses	Unchanged	0.00 %	100,000	100,000
Total Expenses:				254,440	249,015

Multiple Department (CC) Summary

Department (CC): DUI Fund

Changes to Department (CC):

GL Account	GL Account Description	Changes	Percent Change	2019 Amount	2020 Amount
Revenues					
390-1-000-1320	Fines	Decreased	6.27 %	19,983	18,730
Total Revenues:				19,983	18,730
Expenses					
390-2-000-6650	Law Enforcement Equipment	Increased	152.44 %	16,675	42,095
Total Expenses:				16,675	42,095

Multiple Department (CC) Summary

Department (CC): L. E. Operations Support Fund

Changes to Department (CC):

GL Account	GL Account Description	Changes	Percent Change	2019 Amount	2020 Amount
Revenues					
391-1-000-1320	Law Enforcement Revenue	New this year		0	12,000
Total Revenues:				0	12,000

Multiple Department (CC) Summary

Department (CC): Drug Abuse Fund

Changes to Department (CC):

GL Account	GL Account Description	Changes	Percent Change	2019 Amount	2020 Amount
Revenues					
400-1-000-1320	Fines Collection/Circuit Clerk	Not used this year		16,000	0
400-1-000-1325	Drug Fines/Sheriff Dept	Decreased	98.18 %	11,000	200
Total Revenues:				27,000	200
Expenses					
400-2-000-6650	Drug Abuse Prevention	Increased	88.86 %	25,090	47,384
Total Expenses:				25,090	47,384

Multiple Department (CC) Summary

Department (CC): HIDTA

Changes to Department (CC):

GL Account	GL Account Description	Changes	Percent Change	2019 Amount	2020 Amount
Revenues					
401-1-000-1320	Grant Reimbursement	New this year		0	1,275,159
Total Revenues:				0	1,275,159
Expenses					
401-2-000-6650	Other Expenditure	New this year		0	38,493
401-2-000-7200	Facilities Expense	New this year		0	406,585
401-2-000-7201	Services	New this year		0	715,081
401-2-000-7204	Travel	New this year		0	10,000
401-2-000-7205	Supplies	New this year		0	5,000
401-2-000-7206	Overtime	New this year		0	100,000
Total Expenses:				0	1,275,159

Multiple Department (CC) Summary

Department (CC): Sheriff's Range Fund

Changes to Department (CC):

GL Account	GL Account Description	Changes	Percent Change	2019 Amount	2020 Amount
Revenues					
402-1-000-1320	Fees	Unchanged	0.00 %	5,000	5,000
Total Revenues:				5,000	5,000
Expenses					
402-2-000-6650	Expenditures	Decreased	7.67 %	15,000	13,850
Total Expenses:				15,000	13,850

Multiple Department (CC) Summary

Department (CC): Kendall County Commissary Fund

Changes to Department (CC):

GL Account	GL Account Description	Changes	Percent Change	2019 Amount	2020 Amount
Revenues					
403-1-000-1135	Interest Income	New this year		0	50
403-1-000-1320	Receipts	Increased	35.29 %	85,000	115,000
Total Revenues:				85,000	115,050
Expenses					
403-2-000-6454	Inmate Supplies	Increased	22.71 %	50,687	62,200
403-2-000-6455	Inmate Medical	Increased	44.53 %	46,232	66,820
403-2-000-6457	Maintenance For Inmate Welfare	Decreased	33.80 %	33,989	22,500
Total Expenses:				130,908	151,520

Multiple Department (CC) Summary

Department (CC): Cook County Reimbursement Fund

Changes to Department (CC):

GL Account	GL Account Description	Changes	Percent Change	2019 Amount	2020 Amount
Revenues					
405-1-000-1359	Commissary Reimbursement	Decreased	6.67 %	1,500	1,400
405-1-000-1360	Medical Reimbursement	Decreased	67.12 %	12,167	4,000
Total Revenues:				13,667	5,400
Expenses					
405-2-000-6454	Commissary Expenses	Decreased	6.67 %	1,500	1,400
405-2-000-6455	Medical Expenses	Decreased	67.12 %	12,167	4,000
Total Expenses:				13,667	5,400

Multiple Department (CC) Summary

Department (CC): Sheriff Special Assignment Detail Fund

Changes to Department (CC):

GL Account	GL Account Description	Changes	Percent Change	2019 Amount	2020 Amount
Revenues					
406-1-000-1320	Agency Reimbursement	Decreased	5.56 %	32,297	30,500
Total Revenues:				32,297	30,500
Expenses					
406-2-000-6106	Deputy Salaries OT	Decreased	5.56 %	32,297	30,500
Total Expenses:				32,297	30,500

Multiple Department (CC) Summary

Department (CC): K9 Donations

Changes to Department (CC):

GL Account	GL Account Description	Changes	Percent Change	2019 Amount	2020 Amount
Revenues					
407-1-000-1320	K9 Donations	Increased	8,566.67 %	150	13,000
Total Revenues:				150	13,000
Expenses					
407-2-000-6650	K9 Expenditures	Increased	25,900.00 %	50	13,000
Total Expenses:				50	13,000

Multiple Department (CC) Summary

Department (CC): IDOT CPS Grant

Changes to Department (CC):

GL Account	GL Account Description	Changes	Percent Change	2019 Amount	2020 Amount
Revenues					
408-1-000-1320	IDOT CPS Grant Revenue	Not used this year		21,012	0
Total Revenues:				21,012	0
Expenses					
408-2-000-6106	IDOT CPS Grant Salaries	Not used this year		12,675	0
408-2-000-6650	IDOT Grant Expenditure	Not used this year		8,337	0
Total Expenses:				21,012	0

Multiple Department (CC) Summary

Department (CC): Drug Forfeiture

Changes to Department (CC):

GL Account	GL Account Description	Changes	Percent Change	2019 Amount	2020 Amount
Revenues					
409-1-000-1325	Drug Forfeiture Revenue	Decreased	33.33 %	3,000	2,000
Total Revenues:				3,000	2,000
Expenses					
409-2-000-6650	Drug Forfeiture Expenditure	Decreased	33.33 %	3,000	2,000
Total Expenses:				3,000	2,000

Multiple Department (CC) Summary

Department (CC): Gaming Law Enforcement

Changes to Department (CC):

GL Account	GL Account Description	Changes	Percent Change	2019 Amount	2020 Amount
Revenues					
411-1-000-1320	Revenue from State	New this year		0	900
Total Revenues:				0	900
Expenses					
411-2-000-6650	Expenditures	New this year		0	900
Total Expenses:				0	900

Multiple Department (CC) Summary

Department (CC): Traffic Enforcement Fund

Changes to Department (CC):

GL Account	GL Account Description	Changes	Percent Change	2019 Amount	2020 Amount
Revenues					
413-1-000-1320	STEP Revenue	New this year		0	26,491
Total Revenues:				0	26,491
Expenses					
413-2-000-6650	Seatbelt Enforcement Expense	New this year		0	14,962
413-2-000-6651	Speeding Enforcement Expense	New this year		0	1,963
413-2-000-6652	DUI Enforcement Expense	New this year		0	6,623
413-2-000-6653	Distracted Driving Enforcement E	New this year		0	2,943
Total Expenses:				0	26,491

Multiple Department (CC) Summary

Department (CC): Nuclear Grant Fund

Changes to Department (CC):

GL Account	GL Account Description	Changes	Percent Change	2019 Amount	2020 Amount
Revenues					
415-1-000-1320	Nuclear Grant Revenue	New this year		0	15,450
Total Revenues:				0	15,450
Expenses					
415-2-000-6650	Nuclear Grant Expense	New this year		0	15,450
Total Expenses:				0	15,450

Multiple Department (CC) Summary

Department (CC): SCAAP Grant Fund

Changes to Department (CC):

GL Account	GL Account Description	Changes	Percent Change	2019 Amount	2020 Amount
Revenues					
416-1-000-1320	SCAAP Grant Revenue	New this year		0	15,830
Total Revenues:				0	15,830
Expenses					
416-2-000-6650	SCAAP Grant Expense	New this year		0	3,722
Total Expenses:				0	3,722

Multiple Department (CC) Summary

Department (CC): Tobacco Grant Fund

Changes to Department (CC):

GL Account	GL Account Description	Changes	Percent Change	2019 Amount	2020 Amount
Revenues					
418-1-000-1320	Tobacco Grant Revenue	New this year		0	770
Total Revenues:				0	770
Expenses					
418-2-000-6104	Tobacco Grant Salary	New this year		0	770
Total Expenses:				0	770

Multiple Department (CC) Summary

Department (CC): County Jail Medical Cost Fund

Changes to Department (CC):

GL Account	GL Account Description	Changes	Percent Change	2019 Amount	2020 Amount
Revenues					
419-1-000-1320	Revenue from the State	New this year		0	1,300
419-1-000-1325	Fees	New this year		0	12,000
Total Revenues:				0	13,300
Expenses					
419-2-000-6650	Inmate Medical Expenses	New this year		0	7,000
Total Expenses:				0	7,000

Multiple Department (CC) Summary

Department (CC): Court Security Fund

Changes to Department (CC):

GL Account	GL Account Description	Changes	Percent Change	2019 Amount	2020 Amount
Revenues					
420-1-000-1320	Circuit Clerk Fees	Decreased	91.18 %	170,000	15,000
Total Revenues:				170,000	15,000
Expenses					
420-2-000-6105	Salary - Deputies Part-Time	Not used this year		65,000	0
420-2-000-6106	Salaries - Overtime For Court Se	Decreased	5.56 %	18,000	17,000
420-2-000-6203	Dues/Membership	Unchanged	0.00 %	484	484
420-2-000-6300	Transfer To General Fund	Decreased	51.43 %	70,000	34,000
420-2-000-6650	Expenses	Decreased	70.21 %	197,347	58,781
Total Expenses:				350,831	110,265

Multiple Department (CC) Summary

Department (CC): County Drug Service Fund

Changes to Department (CC):

GL Account	GL Account Description	Changes	Percent Change	2019 Amount	2020 Amount
Revenues					
421-1-000-1320	Fines	Decreased	37.50 %	1,600	1,000
Total Revenues:				1,600	1,000
Expenses					
421-2-000-6317	Transfer To HHS	Decreased	37.50 %	1,600	1,000
Total Expenses:				1,600	1,000

Multiple Department (CC) Summary

Department (CC): Law Library Fund

Changes to Department (CC):

GL Account	GL Account Description	Changes	Percent Change	2019 Amount	2020 Amount
Revenues					
430-1-000-1320	Law Library Fees	Decreased	14.63 %	41,000	35,000
Total Revenues:				41,000	35,000
Expenses					
430-2-000-7004	Online Legal Research - Patron A	Increased	4.03 %	12,395	12,895
430-2-000-7005	Online Legal Research - Courtho	Increased	2.32 %	21,560	22,060
430-2-000-7008	Law Library Books/Subscriptions	Unchanged	0.00 %	29,400	29,400
Total Expenses:				63,355	64,355

Multiple Department (CC) Summary

Department (CC): Victim Impact Panel Fund

Changes to Department (CC):

GL Account	GL Account Description	Changes	Percent Change	2019 Amount	2020 Amount
Revenues					
431-1-000-1135	VIP Interest Income	New this year		0	3,200
Total Revenues:				0	3,200
Expenses					
431-2-000-6650	Expenditures	New this year		0	3,200
Total Expenses:				0	3,200

Multiple Department (CC) Summary

Department (CC): Circuit Clerk Document Storage Fund

Changes to Department (CC):

GL Account	GL Account Description	Changes	Percent Change	2019 Amount	2020 Amount
Revenues					
440-1-000-1320	Fees Collected/Circuit Clerk	Increased	6.67 %	150,000	160,000
Total Revenues:				150,000	160,000
Expenses					
440-2-000-6101	Salaries	Increased	17.32 %	271,790	318,869
440-2-000-6650	Document Storage	Increased	37.93 %	87,000	120,000
Total Expenses:				358,790	438,869

Multiple Department (CC) Summary

Department (CC): Hire-Back Transportation Safety Fund

Changes to Department (CC):

GL Account	GL Account Description	Changes	Percent Change	2019 Amount	2020 Amount
Revenues					
441-1-000-1320	Revenue	Unchanged	0.00 %	125	125
Total Revenues:				125	125

Multiple Department (CC) Summary

Department (CC): State's Attorney Records Automation Fund

Changes to Department (CC):

GL Account	GL Account Description	Changes	Percent Change	2019 Amount	2020 Amount
Revenues					
442-1-000-1320	Fees	Decreased	15.79 %	4,750	4,000
Total Revenues:				4,750	4,000
Expenses					
442-2-000-6650	Expenditures	Increased	25.00 %	20,000	25,000
Total Expenses:				20,000	25,000

Multiple Department (CC) Summary

Department (CC): Juvenile Justice Council Fund

Changes to Department (CC):

GL Account	GL Account Description	Changes	Percent Change	2019 Amount	2020 Amount
Revenues					
443-1-000-1320	Revenues	Increased	12.00 %	12,500	14,000
Total Revenues:				12,500	14,000
Expenses					
443-2-000-6650	Expenditures	Increased	17.65 %	17,000	20,000
Total Expenses:				17,000	20,000

Multiple Department (CC) Summary

Department (CC): Money Laundering Asset Forfeiture Fund

Changes to Department (CC):

GL Account	GL Account Description	Changes	Percent Change	2019 Amount	2020 Amount
Revenues					
444-1-000-1320	Asset Forfeitures	Unchanged	0.00 %	1	1
Total Revenues:				1	1
Expenses					
444-2-000-6650	Expenditures	Increased	999,900.00 %	1	10,000
Total Expenses:				1	10,000

Multiple Department (CC) Summary

Department (CC): Violent Crime Victim's Assistance Grant

Changes to Department (CC):

GL Account	GL Account Description	Changes	Percent Change	2019 Amount	2020 Amount
Revenues					
445-1-000-1320	Grant Monies	New this year		0	21,427
Total Revenues:				0	21,427
Expenses					
445-2-000-6104	Salaries	New this year		0	21,426
445-2-000-6650	Expenditures	New this year		0	1
Total Expenses:				0	21,427

Multiple Department (CC) Summary

Department (CC): Court Automation Fund

Changes to Department (CC):

GL Account	GL Account Description	Changes	Percent Change	2019 Amount	2020 Amount
Revenues					
450-1-000-1320	Fees Collected By Circuit Clerk	Increased	6.67 %	150,000	160,000
Total Revenues:				150,000	160,000
Expenses					
450-2-000-6101	Salaries	Increased	2.95 %	72,144	74,274
450-2-000-6300	Transfer To General Fund	Not used this year		47,740	0
450-2-000-6650	Court Automation Fund Expense	Unchanged	0.00 %	250,000	250,000
Total Expenses:				369,884	324,274

Multiple Department (CC) Summary

Department (CC): Child Support Collection Fund

Changes to Department (CC):

GL Account	GL Account Description	Changes	Percent Change	2019 Amount	2020 Amount
Revenues					
460-1-000-1320	Fees Collected/Circuit Clerk	Decreased	5.88 %	51,000	48,000
460-1-000-1325	State Compensation - Child Supp	Decreased	25.00 %	6,000	4,500
Total Revenues:				57,000	52,500
Expenses					
460-2-000-6101	Salaries	Decreased	61.93 %	103,855	39,535
460-2-000-6200	Office Supplies	Unchanged	0.00 %	2,000	2,000
460-2-000-6201	Postage	Unchanged	0.00 %	1,000	1,000
460-2-000-6216	Equipment Maintenance	Unchanged	0.00 %	16,000	16,000
460-2-000-6650	Miscellaneous Expenditures	Unchanged	0.00 %	20,000	20,000
Total Expenses:				142,855	78,535

Multiple Department (CC) Summary

Department (CC): Coroner Death Certificate Grant Fund

Changes to Department (CC):

GL Account	GL Account Description	Changes	Percent Change	2019 Amount	2020 Amount
Revenues					
470-1-000-1325	Receipts	Decreased	10.00 %	5,000	4,500
Total Revenues:				5,000	4,500
Expenses					
470-2-000-6650	Expenditures	Unchanged	0.00 %	8,000	8,000
Total Expenses:				8,000	8,000

Multiple Department (CC) Summary

Department (CC): Coroner SUDORS Grant

Changes to Department (CC):

GL Account	GL Account Description	Changes	Percent Change	2019 Amount	2020 Amount
Revenues					
471-1-000-1325	Grant Revenue	New this year		0	6,700
Total Revenues:				0	6,700
Expenses					
471-2-000-6650	Grant Expense	Increased	440.54 %	1,480	8,000
Total Expenses:				1,480	8,000

Multiple Department (CC) Summary

Department (CC): Probation Services Fund

Changes to Department (CC):

GL Account	GL Account Description	Changes	Percent Change	2019 Amount	2020 Amount
Revenues					
480-1-000-1320	Receipts/Circuit Clerk	Decreased	18.18 %	110,000	90,000
480-1-000-1321	Probation Assessment Fee	New this year		0	10,000
480-1-000-1520	Domestic Violence	Increased	33.33 %	15,000	20,000
480-1-000-1521	GPS Monitoring Program	Unchanged	0.00 %	25,000	25,000
480-1-000-1522	Underage Drinking Program	Decreased	20.00 %	500	400
480-1-000-1526	Drug Testing Revenue	Unchanged	0.00 %	2,000	2,000
480-1-000-1531	Parenting Education Program	New this year		0	200
480-1-000-1532	Protective Order Violation Fee	Not used this year		600	0
Total Revenues:				153,100	147,600
Expenses					
480-2-000-6203	Dues/Memberships	Increased	5.26 %	1,900	2,000
480-2-000-6206	Training	Increased	30.00 %	20,000	26,000
480-2-000-6214	Contractual Services - Programs	Decreased	10.38 %	106,000	95,000
480-2-000-6215	Contractual Services - Other	Increased	44.83 %	29,000	42,000
480-2-000-6216	Equipment	Increased	1.67 %	30,000	30,500
480-2-000-6231	Software	Unchanged	0.00 %	30,000	30,000
480-2-000-6300	Transfer To General Fund	Decreased	40.00 %	50,000	30,000
480-2-000-6915	Drug Testing	Unchanged	0.00 %	15,000	15,000
480-2-000-6916	GPS Monitoring Program	Increased	37.50 %	40,000	55,000
Total Expenses:				321,900	325,500

Multiple Department (CC) Summary

Department (CC): Kendall County Drug Court Fund

Changes to Department (CC):

GL Account	GL Account Description	Changes	Percent Change	2019 Amount	2020 Amount
Revenues					
481-1-000-1320	Adult Redeployment Grant	Decreased	10.76 %	232,514	207,485
481-1-000-1526	Drug Testing	New this year		0	500
481-1-000-1536	Transfer From 708 Mental Health	Unchanged	0.00 %	9,000	9,000
Total Revenues:				241,514	216,985
Expenses					
481-2-000-6101	Salaries	Increased	2.09 %	100,965	103,073
481-2-000-6200	Supplies	Unchanged	0.00 %	2,950	2,950
481-2-000-6205	Training/Travel Conference Fees	Increased	95.82 %	4,596	9,000
481-2-000-6206	Training/Conference Fees	Increased	185.47 %	1,755	5,010
481-2-000-6216	Equipment	Increased	25.00 %	480	600
481-2-000-6300	Transfer To General Fund	Decreased	66.90 %	29,731	9,840
481-2-000-6318	Transfer to IMRF Fund	Increased	12.50 %	8,000	9,000
481-2-000-6319	Transfer To Social Security Fund	Increased	2.27 %	7,725	7,900
481-2-000-6915	Drug Testing	Unchanged	0.00 %	14,003	14,003
481-2-000-6919	Treatment - Residential	New this year		0	30,705
481-2-000-6921	Assessments	Unchanged	0.00 %	1,100	1,100
Total Expenses:				171,305	193,181

Multiple Department (CC) Summary

Department (CC): Family Violence Coordinator Council Grant Fund

Changes to Department (CC):

GL Account	GL Account Description	Changes	Percent Change	2019 Amount	2020 Amount
Revenues					
482-1-000-1320	Grant Award	New this year		0	45,000
Total Revenues:				0	45,000
Expenses					
482-2-000-6200	Office Supplies	New this year		0	955
482-2-000-6206	Training	New this year		0	1,905
482-2-000-6210	Travel	New this year		0	1,000
482-2-000-6215	Contractual Services	New this year		0	41,140
Total Expenses:				0	45,000

Multiple Department (CC) Summary

Department (CC): Treatment Alternative Court Fund

Changes to Department (CC):

GL Account	GL Account Description	Changes	Percent Change	2019 Amount	2020 Amount
Expenses					
483-2-000-6650	Expenditures	New this year		0	100,000
Total Expenses:				0	100,000

Multiple Department (CC) Summary

Department (CC): State's Attorney Drug Enforcement Fund

Changes to Department (CC):

GL Account	GL Account Description	Changes	Percent Change	2019 Amount	2020 Amount
Revenues					
500-1-000-1320	Fines & Forfeitures Collected	Increased	50.00 %	5,000	7,500
Total Revenues:				5,000	7,500
Expenses					
500-2-000-6650	Drug Abuse Prevention	Increased	40.00 %	25,000	35,000
Total Expenses:				25,000	35,000

Multiple Department (CC) Summary

Department (CC): Public Defender Records Automation Fund

Changes to Department (CC):

GL Account	GL Account Description	Changes	Percent Change	2019 Amount	2020 Amount
Revenues					
505-1-000-1320	Fees	New this year		0	1,600
Total Revenues:				0	1,600
Expenses					
505-2-000-6650	Expenditures	New this year		0	1,600
Total Expenses:				0	1,600

Multiple Department (CC) Summary

Department (CC): Geographical Information System Fund (GIS)

Changes to Department (CC):

GL Account	GL Account Description	Changes	Percent Change	2019 Amount	2020 Amount
Revenues					
510-1-000-1320	Geographical Information System	Increased	63.39 %	300,000	490,167
Total Revenues:				300,000	490,167
Expenses					
510-2-000-6101	Salaries	Decreased	4.73 %	225,593	214,928
510-2-000-6200	Office Supplies	Decreased	20.00 %	500	400
510-2-000-6201	Postage	Decreased	20.00 %	50	40
510-2-000-6203	Dues/Memberships	Decreased	30.00 %	750	525
510-2-000-6204	Conferences	Unchanged	0.00 %	3,000	3,000
510-2-000-6205	Mileage	Increased	100.00 %	500	1,000
510-2-000-6206	Training	Decreased	20.00 %	2,500	2,000
510-2-000-6207	Cellular Phones	Not used this year		1,000	0
510-2-000-6215	Contractual Services/Consultants	Unchanged	0.00 %	8,000	8,000
510-2-000-6300	Transfer To General Fund Health	Increased	37.46 %	43,291	59,507
510-2-000-6305	Transfer To IMRF Fund	Increased	5.56 %	18,000	19,000
510-2-000-6319	Transfer to SS Fund	Decreased	7.25 %	17,250	16,000
510-2-000-6537	Plotter Supplies	Unchanged	0.00 %	2,000	2,000
510-2-000-6585	Software Expenses	Unchanged	0.00 %	50,000	50,000
510-2-000-6586	Hardware Expenses	Decreased	18.75 %	32,000	26,000
510-2-000-6587	Printer Expenses	Unchanged	0.00 %	2,000	2,000
510-2-000-6589	Internet Expenses	Increased	100.00 %	1,500	3,000
510-2-000-6650	Geographical Information System	Unchanged	0.00 %	2,000	2,000
510-2-000-6926	Aerial Reflight	New this year		0	36,000
510-2-000-6928	Geographical Information System	New this year		0	16,000
Total Expenses:				409,934	461,400

Multiple Department (CC) Summary

Department (CC): Tax Sale Automation Fund

Changes to Department (CC):

GL Account	GL Account Description	Changes	Percent Change	2019 Amount	2020 Amount
Revenues					
530-1-000-1320	Tax Sale Fees	Unchanged	0.00 %	15,000	15,000
Total Revenues:				15,000	15,000
Expenses					
530-2-000-6101	Salaries	Unchanged	0.00 %	9,000	9,000
530-2-000-6650	Expenses	Unchanged	0.00 %	17,000	17,000
Total Expenses:				26,000	26,000

Multiple Department (CC) Summary

Department (CC): Indemnity Fund

Changes to Department (CC):

GL Account	GL Account Description	Changes	Percent Change	2019 Amount	2020 Amount
Revenues					
540-1-000-1320	Tax Sale	Unchanged	0.00 %	10,000	10,000
Total Revenues:				10,000	10,000
Expenses					
540-2-000-6650	Expenditures	Unchanged	0.00 %	5,000	5,000
Total Expenses:				5,000	5,000

Multiple Department (CC) Summary

Department (CC): Kendall Area Transit Fund

Changes to Department (CC):

GL Account	GL Account Description	Changes	Percent Change	2019 Amount	2020 Amount
Revenues					
550-1-000-1135	Interest Income	Increased	100.00 %	100	200
550-1-000-1300	Transfer From General Fund	Unchanged	0.00 %	25,500	25,500
550-1-000-1305	Transfer From Senior Services Le	Unchanged	0.00 %	25,500	25,500
550-1-000-1575	Illinois DOAP	Increased	58.46 %	700,000	1,109,225
550-1-000-1580	Municipal Contributions	Increased	1.96 %	51,000	52,000
550-1-000-1582	IDOT Section 5311	Unchanged	0.00 %	55,578	55,578
550-1-000-1584	RTA Section 5310	Increased	31.20 %	125,000	164,000
Total Revenues:				982,678	1,432,003
Expenses					
550-2-000-6206	Training	Unchanged	0.00 %	2,000	2,000
550-2-000-6208	Equipment	New this year		0	5,000
550-2-000-6216	Vehicle Maintenance	Unchanged	0.00 %	5,000	5,000
550-2-000-6250	Expenditure	Unchanged	0.00 %	1,000	1,000
550-2-000-6310	Transfer To Liability Insurance	Increased	5.00 %	6,825	7,166
550-2-000-7050	DVAC	Increased	46.00 %	976,578	1,425,803
Total Expenses:				991,403	1,445,969

Multiple Department (CC) Summary

Department (CC): Administration Building Debt Service Fund

Changes to Department (CC):

GL Account	GL Account Description	Changes	Percent Change	2019 Amount	2020 Amount
Revenues					
560-1-000-1135	Interest Income	Unchanged	0.00 %	100	100
560-1-000-1300	Transfer From General Fund	Decreased	19.21 %	140,000	113,100
560-1-000-1541	Rental Income From Kendall Hou	Unchanged	0.00 %	4,800	4,800
560-1-000-1544	Rental Income From KCDEE	Unchanged	0.00 %	9,600	9,600
560-1-000-1545	Transfer From HHS	Unchanged	0.00 %	145,814	145,814
Total Revenues:				300,314	273,414
Expenses					
560-2-000-6650	Other Expenses	Unchanged	0.00 %	650	650
560-2-000-6865	Administration Debt Service Inter	Decreased	8.46 %	112,255	102,760
560-2-000-6870	Administration Debt Service Prin	Decreased	5.56 %	180,000	170,000
Total Expenses:				292,905	273,410

Multiple Department (CC) Summary

Department (CC): Jail Expansion Bond Debt Service Fund

Changes to Department (CC):

GL Account	GL Account Description	Changes	Percent Change	2019 Amount	2020 Amount
Revenues					
580-1-000-1135	Interest Income	Unchanged	0.00 %	200	200
580-1-000-1310	Transfer From Public Safety Sale	Decreased	0.72 %	1,273,050	1,263,850
Total Revenues:				1,273,250	1,264,050
Expenses					
580-2-000-6650	Other Expenses	Unchanged	0.00 %	650	650
580-2-000-6865	Jail Expansion Debt Service Inter	Decreased	27.62 %	177,400	128,400
580-2-000-6870	Jail Expansion Debt Service Prin	Increased	3.65 %	1,095,000	1,135,000
Total Expenses:				1,273,050	1,264,050

Multiple Department (CC) Summary

Department (CC): County Reserve Fund

Changes to Department (CC):

GL Account	GL Account Description	Changes	Percent Change	2019 Amount	2020 Amount
Revenues					
600-1-000-1320	Miscellaneous Clearing Revenue	Not used this year		85,000	0
600-1-000-1324	Nuclear Grant - Revenue	Not used this year		11,000	0
Total Revenues:				96,000	0
Expenses					
600-2-000-6650	Miscellaneous Clearing Expense	Not used this year		105,919	0
600-2-000-6653	Nuclear Grant - Expense	Not used this year		11,000	0
Total Expenses:				116,919	0

Multiple Department (CC) Summary

Department (CC): Public Safety Capital Improvement Fund

Changes to Department (CC):

GL Account	GL Account Description	Changes	Percent Change	2019 Amount	2020 Amount
Revenues					
750-1-000-1310	Transfer From Public Safety	Increased	61.54 %	325,000	525,000
750-1-000-1567	Generator Demand Response	New this year		0	42,000
Total Revenues:				325,000	567,000
Expenses					
750-2-000-6650	Expenditures	Decreased	63.77 %	565,809	205,000
750-2-000-6651	Vehicles	Increased	134.50 %	119,217	279,568
750-2-000-6653	Maintenance/Equipment	Decreased	44.58 %	910,000	504,285
Total Expenses:				1,595,026	988,853

Multiple Department (CC) Summary

Department (CC): 27th Payroll Fund

Changes to Department (CC):

GL Account	GL Account Description	Changes	Percent Change	2019 Amount	2020 Amount
Revenues					
761-1-000-1300	Transfer In From General Fund	Unchanged	0.00 %	70,000	70,000
Total Revenues:				70,000	70,000

Multiple Department (CC) Summary

Department (CC): Child Advocacy Center Fund

Changes to Department (CC):

GL Account	GL Account Description	Changes	Percent Change	2019 Amount	2020 Amount
Revenues					
770-1-000-1320	Donations/Revenue	Unchanged	0.00 %	1	1
Total Revenues:				1	1
Expenses					
770-2-000-6650	Expenditures	Unchanged	0.00 %	3,500	3,500
Total Expenses:				3,500	3,500

Multiple Department (CC) Summary

Department (CC): RHSP Fund

Changes to Department (CC):

GL Account	GL Account Description	Changes	Percent Change	2019 Amount	2020 Amount
Revenues					
810-1-000-1320	RHSP - Revenue	Unchanged	0.00 %	171,000	171,000
Total Revenues:				171,000	171,000
Expenses					
810-2-000-6650	RHSP - Expense	Unchanged	0.00 %	171,000	171,000
Total Expenses:				171,000	171,000

Multiple Department (CC) Summary

Department (CC): Sale In Error Interest Fund

Changes to Department (CC):

GL Account	GL Account Description	Changes	Percent Change	2019 Amount	2020 Amount
Revenues					
820-1-000-1320	Tax Sale Revenue	Unchanged	0.00 %	30,000	30,000
Total Revenues:				30,000	30,000
Expenses					
820-2-000-6650	Expenditures	Unchanged	0.00 %	5,000	5,000
Total Expenses:				5,000	5,000

Multiple Department (CC) Summary

Department (CC): *Electronic Citation Fund*

Changes to Department (CC):

GL Account	GL Account Description	Changes	Percent Change	2019 Amount	2020 Amount
Revenues					
830-1-000-1320	Fines Collected/Circuit Clerk	Increased	185.71 %	7,000	20,000
Total Revenues:				7,000	20,000
Expenses					
830-2-000-6650	Expenditures	Increased	96.25 %	40,000	78,500
Total Expenses:				40,000	78,500

Multiple Department (CC) Summary

Department (CC): Sheriff FTA Fund

Changes to Department (CC):

GL Account	GL Account Description	Changes	Percent Change	2019 Amount	2020 Amount
Revenues					
840-1-000-1320	FTA Fund Revenue	Decreased	21.05 %	19,000	15,000
Total Revenues:				19,000	15,000
Expenses					
840-2-000-6650	FTA Fund Expense	Decreased	16.67 %	18,000	15,000
Total Expenses:				18,000	15,000

Multiple Department (CC) Summary

Department (CC): Courthouse Renovation Fund

Changes to Department (CC):

GL Account	GL Account Description	Changes	Percent Change	2019 Amount	2020 Amount
Revenues					
850-1-000-1320	Revenue	Decreased	50.00 %	2,000	1,000
Total Revenues:				2,000	1,000
Expenses					
850-2-000-6650	Expenditures	Decreased	90.00 %	10,000	1,000
Total Expenses:				10,000	1,000

Multiple Department (CC) Summary

Department (CC): State Pet Population Control Fund

Changes to Department (CC):

GL Account	GL Account Description	Changes	Percent Change	2019 Amount	2020 Amount
Revenues					
860-1-000-1320	Dogs Running At Large Fee	Not used this year		1,500	0
Total Revenues:				1,500	0
Expenses					
860-2-000-6318	Transfer to County Animal Popula	Not used this year		12,375	0
Total Expenses:				12,375	0

Multiple Department (CC) Summary

Department (CC): County Animal Population Control Fund

Changes to Department (CC):

GL Account	GL Account Description	Changes	Percent Change	2019 Amount	2020 Amount
Revenues					
870-1-000-1320	Intact Registration Fee	Unchanged	0.00 %	12,000	12,000
870-1-000-1455	Transfer From State Population C	Not used this year		12,375	0
Total Revenues:				24,375	12,000
Expenses					
870-2-000-6650	Spay/Neuter Dogs & Cats	Increased	11.11 %	4,500	5,000
870-2-000-6895	Spay/Neuter Targeted Dogs & Ca	Unchanged	0.00 %	5,000	5,000
Total Expenses:				9,500	10,000

Multiple Department (CC) Summary

Department (CC): Veterans Assistance Commission Fund

Changes to Department (CC):

GL Account	GL Account Description	Changes	Percent Change	2019 Amount	2020 Amount
Revenues					
890-1-000-1100	Property Tax	Decreased	3.67 %	370,800	357,206
Total Revenues:				370,800	357,206
Expenses					
890-2-000-6101	Salaries - Superintendent	Increased	11.67 %	60,000	67,000
890-2-000-6102	Salaries - Asst Superintendent	Increased	9.09 %	44,000	48,000
890-2-000-6103	Salaries - CVSO Coordinator	Increased	3.66 %	41,000	42,500
890-2-000-6105	Salaries - Drivers	Unchanged	0.00 %	35,000	35,000
890-2-000-6200	Office Supplies	Increased	25.00 %	2,000	2,500
890-2-000-6203	State Membership Fees	Unchanged	0.00 %	400	400
890-2-000-6204	Local Conferences	Increased	80.00 %	1,000	1,800
890-2-000-6205	Mileage/Transportation	Unchanged	0.00 %	500	500
890-2-000-6206	Accreditation Training	Increased	25.00 %	1,200	1,500
890-2-000-6207	Cellular Phones	New this year		0	1,800
890-2-000-6215	Professional Services	Unchanged	0.00 %	3,000	3,000
890-2-000-6216	Equipment Maintenance	Unchanged	0.00 %	3,800	3,800
890-2-000-6217	VACKC Vehicles - Fuel	Unchanged	0.00 %	6,400	6,400
890-2-000-6231	Computer, Peripherals & Softwar	Decreased	20.00 %	5,000	4,000
890-2-000-6593	Mental Health	Unchanged	0.00 %	1,000	1,000
890-2-000-6595	Shelter Assistance	Decreased	9.09 %	44,000	40,000
890-2-000-6596	Utility Assistance	Decreased	76.47 %	8,500	2,000
890-2-000-6597	Food Assistance	Decreased	23.08 %	26,000	20,000
890-2-000-6598	Emergency Assistance	Unchanged	0.00 %	3,000	3,000
890-2-000-6970	Advertising	Unchanged	0.00 %	6,000	6,000
890-2-000-6973	Transfer To Liability Insurance - V	Unchanged	0.00 %	6,615	6,615
890-2-000-6974	VACKC Vehicles - I-Pass	Unchanged	0.00 %	800	800
890-2-000-6975	VACKC Vehicles - Maintenance	Unchanged	0.00 %	5,000	5,000
890-2-000-6977	Equipment & Furniture	Unchanged	0.00 %	100	100
890-2-000-6979	Transfer To General Fund - Bondi	Unchanged	0.00 %	100	100
890-2-000-6983	Lodging & Meal Allowance	Unchanged	0.00 %	5,800	5,800
890-2-000-6984	Travel	Unchanged	0.00 %	1,500	1,500
890-2-000-6985	Transfer To SSI Fund	Increased	5.45 %	13,750	14,500
890-2-000-6986	Transfer To General Fund - Denta	Decreased	15.66 %	27,087	22,844
890-2-000-6988	Transfer To General Fund - Illinoi	Unchanged	0.00 %	3,000	3,000
890-2-000-6989	Transfer To Liability Insurance -	Unchanged	0.00 %	1,365	1,365
Total Expenses:				356,917	351,824

Multiple Department (CC) Summary

Department (CC): Circuit Clerk Operation/Administration Fund

Changes to Department (CC):

GL Account	GL Account Description	Changes	Percent Change	2019 Amount	2020 Amount
Revenues					
900-1-000-1320	Fees Collected/Circuit Clerk	Increased	97.50 %	20,000	39,500
Total Revenues:				20,000	39,500
Expenses					
900-2-000-6101	Salaries	Decreased	44.44 %	9,000	5,000
900-2-000-6650	Expenses	Unchanged	0.00 %	4,000	4,000
Total Expenses:				13,000	9,000

Multiple Department (CC) Summary

Department (CC): Sheriff Vehicle Fund

Changes to Department (CC):

GL Account	GL Account Description	Changes	Percent Change	2019 Amount	2020 Amount
Revenues					
910-1-000-1320	Fees Collected - Circuit Clerk	Decreased	70.00 %	20,000	6,000
Total Revenues:				20,000	6,000
Expenses					
910-2-000-6650	Purchase/Maintenance Sheriff's V	Decreased	39.29 %	28,000	17,000
Total Expenses:				28,000	17,000

Multiple Department (CC) Summary

Department (CC): Help America Vote Act (HAVA) Grant Fund

Changes to Department (CC):

GL Account	GL Account Description	Changes	Percent Change	2019 Amount	2020 Amount
Revenues					
920-1-000-1320	Grant Revenue	Increased	900.00 %	5,000	50,000
Total Revenues:				5,000	50,000
Expenses					
920-2-000-6650	Grant Expense	Increased	900.00 %	5,000	50,000
Total Expenses:				5,000	50,000

Multiple Department (CC) Summary

Department (CC): Coroner Fees Fund

Changes to Department (CC):

GL Account	GL Account Description	Changes	Percent Change	2019 Amount	2020 Amount
Revenues					
940-1-000-1320	Fees	Unchanged	0.00 %	10,000	10,000
Total Revenues:				10,000	10,000
Expenses					
940-2-000-6650	Expenditures	Unchanged	0.00 %	20,000	20,000
Total Expenses:				20,000	20,000

Multiple Department (CC) Summary

Department (CC): Courthouse Expansion Debt Service Fund

Changes to Department (CC):

GL Account	GL Account Description	Changes	Percent Change	2019 Amount	2020 Amount
Revenues					
980-1-000-1135	Interest Income	Unchanged	0.00 %	400	400
980-1-000-1300	Transfer From General Fund	Increased	17.93 %	150,000	176,900
980-1-000-1310	Transfer From Public Safety Sale	Decreased	11.73 %	1,794,148	1,583,750
Total Revenues:				1,944,548	1,761,050
Expenses					
980-2-000-6650	Disclosure & Fiscal Agent	Unchanged	0.00 %	2,500	2,500
980-2-000-6873	Debt Service 2016 Interest	Decreased	12.02 %	131,625	115,800
980-2-000-6874	Debt Service 2016 Principal	Decreased	33.86 %	635,000	420,000
980-2-000-6876	Debt Service 2017 Interest	Decreased	40.19 %	1,175,023	702,750
980-2-000-6877	Debt Service 2017 Principal	New this year		0	520,000
Total Expenses:				1,944,148	1,761,050